



**E-cigarette
Research**

Dr. Farsalinos' Scientific Blog

“ THE CASE FOR FLAVOURS IN TOBACCO HARM REDUCTION, TO SAVE LIVES

A multi-dimensional review of the use of flavours in tobacco harm reduction & nicotine vaping products

Konstantinos Farsalinos,
MD, MPH

FARSALINOS FLAVOURS
IN TOBACCO HARM REDUCTION
REVIEW 2023





CONTENTS

1. SUMMARY	3
2. INTRODUCTION	4
a. Why flavours are important – World Health Organization (WHO) and tobacco control	
b. What is tobacco harm reduction (THR)?	
c. Role of ENDS / nicotine vaping products in THR	
3. FLAVOURS USED IN TOBACCO HARM REDUCTION (THR)	13
a. Flavours in ENDS /nicotine vaping products - the basics	
b. Current use of flavours in ENDS / nicotine vaping products	
4. SMOKING CESSATION AND FLAVOURS	18
a. Key link between (mostly flavoured) ENDS / nicotine vaping products and smoking cessation	
b. Medicinal Nicotine Replacement Therapy (NRT) and its use of Flavours for Smoking Cessation (as included in the WHO List of Essential Medicines)	
5. SCIENCE DIMENSION OF FLAVOURS USED IN ENDS / NICOTINE VAPING PRODUCTS	24
a. ENDS / Nicotine Vaping Products Chemistry	
b. Safety studies of flavoured E-liquid (used in ENDS)	
c. Social & Behavioural Sciences: Surveys and Usage Patterns	
6. PUBLIC HEALTH DIMENSION: WHAT PUBLIC HEALTH EXPERTS SAY ABOUT FLAVOURS IN NICOTINE VAPING PRODUCTS	36
a. Netherlands Government consultation – February 2021	
b. Health Canada Consultation – September 2021	
7. CONSUMER DIMENSION: WHAT THE CONSUMERS SAY ABOUT FLAVOURS	45
a. Netherlands Government consultation – February 2021	
b. European Union (EU) SCHEER Report - 2021	
c. Health Canada Consultation – September 2021	
8. UNINTENDED CONSEQUENCES OF FLAVOUR BANS.....	49
a. Potential unintended consequences of flavour bans (in ENDS / nicotine vaping products)	
b. Impact of flavour bans on usage and smoking cessation	
9. CONCERNS THAT NEED TO BE ADDRESSED	53
a. ENDS / Electronic cigarette use by never smokers and youth	
b. Safety aspects of flavours in ENDS / nicotine vaping products	
10. REGULATORY CONSIDERATIONS	58
11. CONCLUSIONS	62
12. RECOMMENDATIONS.....	64
ABOUT THE AUTHOR	67
BIBLIOGRAPHY	68

1. SUMMARY

Smoking is one of the most lethal addictions, with more than 8 million premature deaths recorded annually from smoking-related diseases, according to the World Health Organisation (WHO).¹ While nicotine is the main substance linked to dependence, harm is predominantly caused by combustion products or other harmful compounds present in cured tobacco.² Due to the difficulty in quitting smoking and the relatively low effectiveness of smoking cessation medications,³ the concept of tobacco harm reduction (THR), a strategy of providing nicotine through less harmful products, has generated a lot of interest. E-cigarettes are nicotine products that do not contain tobacco and are nowadays widely available globally.⁴

This 2022 updated review evaluates the use of flavours in THR products, specifically, nicotine vaping products. It highlights the link between (flavoured) vaping products and smoking cessation^{3,5-9} and the potential benefits and risks of flavours and their availability for public health.

Right now, we are at a turning point, with many governments in the process of examining, or re-examining, the role of reduced-risk nicotine-based products and the use of flavours in these categories. This represents an opportunity to develop tobacco control strategies that embrace the concept of harm reduction to facilitate the move of smokers away from cigarettes toward less harmful nicotine delivery products while preventing the adoption of regular nicotine-containing or tobacco product use among underaged persons (persons under the age of 18 years). Well-regulated use of flavours can and should be considered as a valuable tool to help prevent disease and save the lives of adult smokers who cannot or will not quit by themselves or with other approved methods. However, it is of particular concern that several governments and authorities are targeting flavours as a public health hazard without considering the potential benefits of flavour availability in harm reduction products – particularly vaping products. Notably, countries such as Belgium, the Netherlands and the United States of America (US) are considering flavour bans.

As an ex-smoker and current vaper who has done extensive research on the subject of e-cigarettes (see my [website](#) and [published studies](#) in the National Library of Medicine), I strongly encourage all stakeholders to engage in the debate on the risks and benefits of THR and, specifically, vaping products. As the focus of opposition to THR seem to be preventing youth initiation of smoking and vaping (and rightly so), this updated review is to contribute towards a “whole of society” solution to combustible tobacco-related disease and premature death.



2. INTRODUCTION

This multidimensional review examines the science, consumer insights, risks, and regulatory considerations pertaining to flavours used in THR – specifically in nicotine vaping products, which are also called electronic cigarettes (e-cigarettes) or electronic nicotine delivery systems (ENDS). These terms are used interchangeably in this review, although it all refers to the same category of devices.

This form of harm reduction is one of the most exciting opportunities to help prevent tobacco-related disease and premature death by persuading cigarette smokers who cannot quit by themselves or with approved medications, to switch to less harmful alternatives. The main advantage of e-cigarettes is that they resemble the act and experience of smoking. While this has been presented as a drawback that could renormalise smoking, it is in fact a key characteristic that allows smokers to substitute the experience and pleasure they perceive from smoking with a similar experience from other products.

Currently, almost all vaping products make use of flavours. They encourage adult smokers to consume nicotine using a liquid (heated by a vaporiser) paired with various flavours to offer a better taste to users. Products without added flavours are almost flavourless since the main ingredients, glycerol and propylene glycol, only have a faintly sweet taste.

The key point is that the availability of flavours is key to the experience perceived by smokers and thus facilitates smoking cessation, which will eventually prevent disease and save lives.

Prof. David Levy, veteran tobacco control researcher from the US, calculated that if all adult smokers in the US were to switch to nicotine vaping products, from 2013 to 2060, a staggering 1.8 million deaths would be avoided and 38.9 million life years saved.¹⁰

Unfortunately, various governments are contemplating banning flavours in ENDS, to prevent youth initiation. This review argues for the responsible and carefully regulated use of flavours to maximise the harm reduction effect of ENDS and their role in smoking cessation. It is thus important to emphasise that regulation should not result in the banning of flavours, as bans would drive consumers to tampering with products, they are more likely to use illicitly traded products, move towards the black market, or move back to traditional cigarettes.⁶

Given that forecast, legislators should carefully weigh the risks and benefits of flavoured nicotine vaping products¹¹ before considering the implementation of vaping flavour bans.

In 2021, few peer-reviewed articles carried more weight than *Balancing Consideration of the Risks and Benefits of E-Cigarettes* published by 15 former Presidents of the Society for Research on Nicotine and Tobacco. The article states “Because evidence indicates that e-cigarette use can increase the odds of quitting smoking, many scientists, including this essay’s authors, encourage the health community, media, and policymakers to consider weighing the potential for vaping to reduce adult smoking-attributable mortality.”¹¹

This statement was echoed in a letter,¹² signed by 100 world-class, independent scientists (including myself), directed to the WHO and its member states, on the eve of the Conference of Parties 9 in Geneva from 8-13 November 2021. The central call of the letter was for member states to consider the following:

“Over the last decade, innovation in the tobacco and nicotine marketplace has meant there are now many nicotine products available that do not involve combustion of tobacco leaf and inhalation of smoke. These smoke-free products include vaping products, novel oral nicotine pouches, heated tobacco products, and low-nitrosamine smokeless tobacco, such as snus. Cigarettes and other smoked tobacco products are responsible for the vast majority of the deaths caused by tobacco use globally. Smoke-free nicotine products offer a promising route to reducing the harms arising from smoking. There is compelling evidence that smoke-free products are much less harmful than cigarettes and that they can displace smoking for individuals and at the population level.”

During 2022, more research papers were published that highlighted the role of flavours in THR. Likewise, more calls were made by influential public health advocates and researchers from all over the world for the role of THR to be recognised in tobacco control. A powerful letter, signed by 170 national and international experts, called for a rethink and made the case that Spain embraces THR as a real-world public health strategy.¹³

a. Why flavours are important: The WHO and tobacco control

The WHO constitution affirms that the “*enjoyment of the highest attainable standard of health is one of the fundamental rights of every human being without distinction of race, religion, political belief, economic or social condition.*”¹⁴

In the same spirit, Article 1 of the WHO Framework Convention on Tobacco Control (FCTC)¹⁵ – a groundbreaking international agreement signed in 2003 – defines tobacco control as “*a range of supply, demand and harm reduction strategies that aim to improve the health of a population by eliminating or reducing their consumption of tobacco products and exposure to tobacco smoke.*”

Since the 1960s, when the first reports from the Royal College of Physicians in the United Kingdom (UK)¹⁶ and the Surgeon General in the US were released,¹⁷ it has been well established that smoking is a major preventable risk factor for a variety of diseases, and an addictive habit responsible for substantial morbidity and mortality.

The WHO reports that 22.7% of the global population above the age of 15 were smokers in 2015, which translates to approximately 1.1 billion people.¹⁸ Even more worryingly, 1 billion people are expected to die prematurely from smoking-related disease during the 21st century. In the US, it has been estimated that approximately 480,000 people die annually from smoking-related diseases¹⁹, while the respective death toll in Europe is estimated at 700,000.²⁰

The substantial health, economic and social burden of smoking has resulted in intense efforts to regulate tobacco cigarettes, with the main purpose being to minimise addictiveness, appeal and use by the population. A landmark global, coordinated effort was the FCTC, established in 2005 and comprising 168 signatory countries. The goal and responsibility of the FCTC was to provide proper guidance and a strategic plan for policies that could be implemented globally. In that context, the MPOWER measures were created in 2008, with the core principles being to develop policies to prevent smoking initiation and promote smoking cessation, educate people about the risks of smoking, ban marketing and advertisement of tobacco products, and raise taxes as a measure to discourage use.²¹ While these efforts were key in reducing prevalence, smoking remains a prevailing public health issue.

b. What is THR?

Harm reduction initially referred to policies, programmes and practices that aim to attenuate negative health, social and legal impacts related to drug use, drug policies and drug laws.²² Harm reduction is fundamentally based on justice and human rights, focusing on positive change and on working with people without judgment, coercion, discrimination, or requiring that they stop using drugs as a precondition of support. Some characteristic interventions are needle and syringe exchange programmes and opioid substitution therapy for intravenous drug users. Such measures have been actively endorsed by authorities such as the WHO and the Red Cross as well as several countries through national legislation.^{23,24}

These measures are known to reduce the risk of blood-borne infectious diseases such as hepatitis and HIV, are cost-effective, and result in improved quality of life.²⁵⁻²⁷ However, the harm reduction concept has a much wider perspective and is applicable even in common daily activities. The use of helmets and seatbelts is a typical harm reduction approach since it does not eliminate the risk for injury or death in an accident, but it reduces the risk. Even medicine could be considered as a harm reduction science since,

except for some infections, most diseases are only treated but not cured. This means that therapeutic measures are applied to reduce symptoms, reduce the consequences, reduce the decline in quality of life, and reduce the inability caused by diseases.

Similar to the generalised concept of harm reduction, THR refers to the reduction of harm associated with the use of combustible tobacco products. It was initially conceived by British scientist Prof. Michael AH Russell who mentioned in 1976 that “smokers smoke for nicotine but die from tar.”²⁸ This statement is closely linked to the distinction between the dependence potential of smoking, in which nicotine plays an important role, and the harm caused by smoking, which is mainly caused by combustion products and other toxins present in cured tobacco leaves.

The need for THR is linked to the difficulty in quitting smoking and the limited effectiveness and appeal of smoking cessation interventions. Medications used to quit smoking have been available for many years and are relatively safe and effective compared to placebos.²⁹⁻³³ However, their long-term success rate is limited. A systematic review and meta-analysis of the effectiveness of nicotine replacement therapies (NRTs) found that <7% of smokers remained abstinent at one year.³⁴ Cohort studies of real-world use of these medications available over the counter raise further doubts about their effectiveness compared to quit attempts without the use of any aid.³⁵ Pharmaceutical nicotine products characteristically deliver nicotine much slower compared to tobacco cigarettes. At the same time, they do not address the psycho-behavioural aspect of smoking dependence.³⁶⁻³⁹ Although better than pharmaceutical nicotine, oral smoking cessation medications still have a relatively low success rate.⁴⁰ In real-world clinical use, their effectiveness may be even lower.⁴¹ Added to the above, a substantial proportion of smokers are not willing to use medications or professional assistance for smoking cessation. As a result, quitting without any aid remains the most popular, but also the most ineffective, smoking cessation method.^{42,43} Therefore, most smokers are unwilling or unable to quit smoking with currently approved methods, while others want to continue experiencing the “positive” effects of smoking (in terms of the behavioural experience and nicotine intake) and are unlikely to use medications that do not provide the “pleasure” perceived from smoking.⁴⁴

One of the first suggestions to apply a THR strategy was through the use of smokeless tobacco products.^{45,46} A characteristic example of a country where such products are popular, particularly among men, is Sweden.

While tobacco use among Swedish men has not been eliminated, the vast majority of men use snus instead of smoking tobacco cigarettes.

Still, the death rates from cardiovascular disease, lung cancer and any type of cancer in Swedish men is the lowest in the European Union (EU).⁴⁶ However, and despite the overall acceptability of the harm reduction principles for daily activities and for intravenous drug users, THR remains a controversy within the public health community.⁴⁷⁻⁵⁰

Despite the global controversy over the value of THR and e-cigarettes, some organisations have stood up to support the prospects of using these nicotine products as part of the solution to the smoking problem. In landmark reports in 2014 and 2016, Public Health England and the Royal College of Physicians² estimated that the hazard to health arising from e-cigarettes available today is unlikely to exceed **5% of the harm from smoking tobacco**.

In other words, tobacco and nicotine products can be stretched out along a harm continuum,⁵¹ with cigarettes at one end and oral nicotine pouches that do not contain tobacco on the other. In between are lower-risk smoke-free products, such as heated tobacco products, e-cigarettes and smokeless tobacco pouches (e.g. Snus).

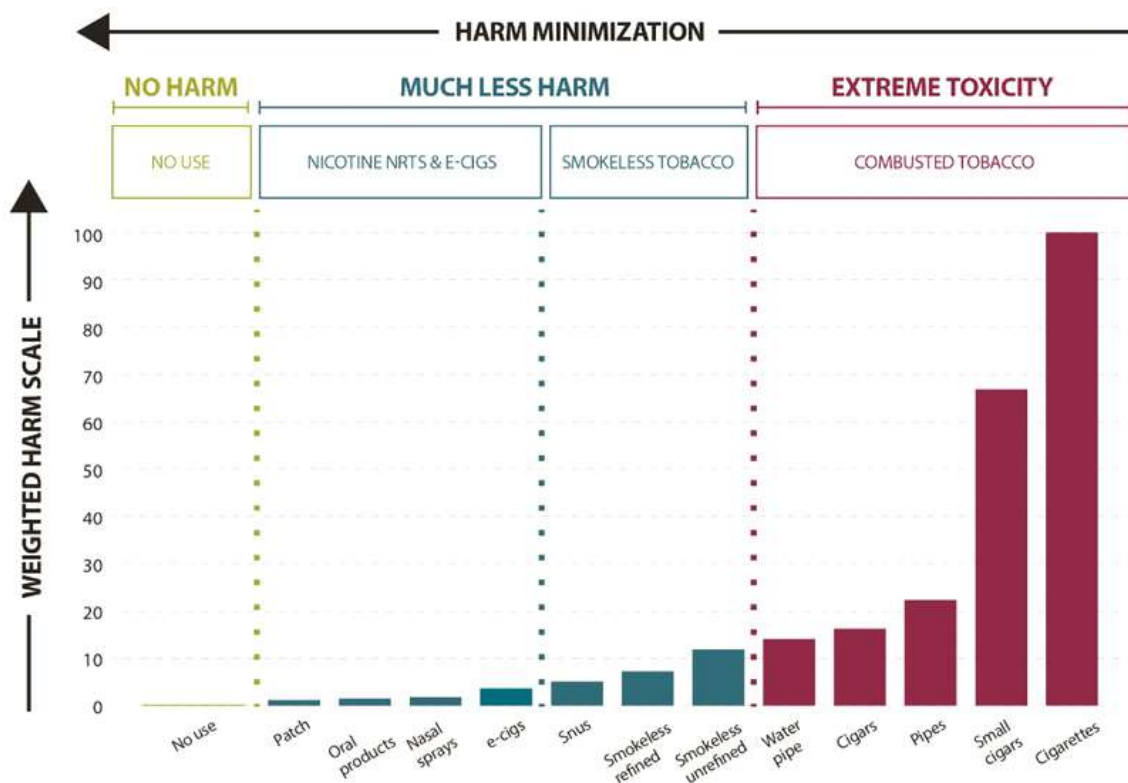


Table 1: Illustration of harm minimization continuum by David Abrams et al ⁽⁵¹⁾

Unfortunately, there seems to be a conflict between those who want to promote tobacco harm reduction (THR) efforts, as part of tobacco control, and those who want to eliminate tobacco and nicotine altogether – but this is unnecessary. Because THR has at its heart the very same guiding principles as those who want to eliminate tobacco altogether: to prevent or reduce tobacco-related health risks, diseases and premature deaths. In short, to save lives.

Given the expected net health benefits of switching from cigarettes to any of these other products, this trend should be welcomed and accelerated. It is as simple as that. And consumers – indeed, the public in general – must be educated about the relative harms of products that contain nicotine, and their benefits, too.

c. Role of ENDS / nicotine vaping products in THR

E-cigarettes, **otherwise known as nicotine vaping products or ENDS** are devices consisting of a battery part (usually a rechargeable lithium battery) and a liquid container called an “atomiser”, where the liquid is stored and aerosolised by heat generated from electrical current applied to a resistance. The resistance is a metal wire wrapped around a wick, usually composed of cotton.

The main ingredients of the liquid are glycerol, propylene glycol, flavourings and nicotine, although nicotine-free liquids are also available. Different types of devices are available, from first-generation, cigarette-like devices that resemble tobacco cigarettes in size and shape to complex devices comprising higher-capacity lithium batteries, electronics to adjust power settings, and atomisers that can be refilled with liquid and have adjustable airflow.⁵² Despite containing nicotine, which is extracted from tobacco leaves, e-cigarettes are in reality non-tobacco products because they do not contain cured tobacco.

E-cigarettes have been growing in popularity, especially during the last decade. While invented in 2004, awareness and use have grown, particularly during the past 10-12 years.⁵³⁻⁵⁸ In the US alone, the sales value of e-cigarettes increased from \$20 million in 2009 to over \$1 billion in 2013.⁵⁹ In Europe, approximately 48.5 million residents reported being ever e-cigarette users in 2014, with 7.5 million reporting current use.⁴² In the US, approximately 10.9 million adults were current e-cigarette users in 2019 compared to 40.8 million who were using any combustible tobacco product.⁶⁰

The exponential increase in awareness and use of e-cigarettes has generated substantial concerns about their public health impact. Some consider that e-cigarettes could supplement other tobacco control measures by helping more smokers to quit, thus accelerating the smoking decline. This would result in a net public health benefit.⁶¹⁻⁶³

Others consider e-cigarettes could jeopardise the progress made over the past decades, renormalising the act of smoking and making them socially acceptable.⁶⁴⁻⁶⁶

Understanding the public health impact of e-cigarettes is a complex and difficult task. These products can have beneficial and adverse public health effects, depending on several factors, which include the products' characteristics as well as their appeal and use patterns by population subgroups.

The safety/risk profile of e-cigarettes is crucial in the assessment of their public health impact. Tobacco cigarettes emit several toxic and carcinogenic compounds, many of which are combustion products. Smoking is a risk factor for several diseases, mainly of the cardiovascular and the respiratory system as well as cancers of the lungs and other organs. Compared to non-smokers, smokers have a higher risk for cardiovas-



cular death. In people aged 50 years or younger, smokers have a four-fold higher risk of developing myocardial infarction compared to non-smokers of similar age.⁶⁷ The myocardial infarction risk seems to be associated with both smoking duration and cigarette consumption.⁶⁸ The risk of developing chronic obstructive pulmonary disease is also increased three- to five-fold.⁶⁹ Smoking is also the leading cause of lung cancer deaths.^{70,71} Importantly, smoking cessation can be beneficial in lowering the risk for future development of disease or halting disease progression.⁷²⁻⁷⁴ However, it may take several years until the disease risk for former smokers approximates the risk of never smokers.⁷⁵⁻⁷⁸

Therefore, the assessment of the relative risk of e-cigarettes compared to tobacco cigarettes is important if e-cigarettes would be used as smoking substitutes as part of a THR strategy. This may be important even for secondary prevention since smoking cessation improves prognosis. However, there are many smokers who fail to quit even after they develop smoking-related disease.^{79,80} Additionally, the absolute safety/risk profile of e-cigarettes is important in order to determine both the residual risk for smokers who quit by using e-cigarettes, compared to those who quit without the use of any substitute, and the risk for those who initiate e-cigarette use while they had never smoked.

A second factor that needs to be examined is the effect of e-cigarettes on smoking habits and cigarette consumption. E-cigarettes could have a role as smoking substitutes for those unable or unwilling to quit by themselves or with the use of smoking cessation medications and psychological support. Therefore, their public health impact is directly related to their effectiveness in promoting smoking cessation. Reduced smoking consumption could also result in some benefit, although this is expected to be lower compared to complete abstinence. Many studies suggest that there is a dose-response relationship between disease risk and all-cause mortality and smoking duration and consumption.^{68,81,82}

However, it is still unclear how reduction in cigarette consumption affects disease risk.⁸³⁻⁸⁶ There is an inconsistent correlation between reduced consumption and reduced toxin exposure, which creates difficulties in quantifying the level of risk reduction. Therefore, complete abstinence from the use of any combustible tobacco product should be the goal of all e-cigarette users.

An additional factor that needs to be examined is the appeal, popularity, prevalence, and patterns of e-cigarette use according to smoking status. E-cigarette use involves inhalation of an aerosol that may contain nicotine, using rituals that closely resemble the act of smoking. Thus, there is a dependence potential, particularly if sustained long-term use is adopted by people who had never smoked in the past. This would result in added health risks. Therefore, particular attention should be paid to the past

smoking status of e-cigarette users, referring to the period before e-cigarette use initiation. An additional concern is the adoption of use by adolescents. It is well-known that smoking initiation during adolescence is a predictor of regular and sustained smoking.⁸⁷⁻⁹² Adolescents appear to be more prone to test things and engage in risky behaviours. Thus, e-cigarettes could attract them due to a tendency to experiment out of curiosity. However, they could also “distract” from the use of tobacco cigarettes. Both aspects should be examined. Another possibility is that e-cigarettes might act as a gateway to smoking, i.e. promote subsequent smoking initiation. [This means that people who have never and who would have never smoked had e-cigarettes not been available, become addicted through sustained e-cigarette use and subsequently become smokers.](#)

Finally, it is equally important to examine the acceptability and appeal of e-cigarettes in the smoking population. Smoking cessation aids need to be safe, but they must also be appealing and satisfactory to smokers. A characteristic example showing the importance of product popularity comes from the use of snus by Swedish men. Ramström et al⁹³ analysed aggregate data from 2003 to 2011 and found that 30.8% of Swedish men used tobacco daily, with 20.2% using snus and 12.3% using tobacco cigarettes. Most snus users were non-smokers, and snus use was reported to be the most popular smoking cessation aid. The unique characteristic of snus being the predominant tobacco product used by Swedish men is likely to be responsible for the low death rates from cancer and cardiovascular disease in the country.⁴⁶

All the above represent the main challenges and research areas that need to be examined in order to determine the public health impact of e-cigarettes. An overview of these challenges is presented in **Table 1**.

A simplified formula was suggested as a measure of the public health impact of e-cigarettes⁹⁴:

$$\text{Public health impact}_{EC} = (\text{hazard}_{SM-EC} \times \text{smoking cessation}) - (\text{hazard}_{EC} \times \text{use among non-smokers}) - (\text{hazard}_{SM} \times \text{smoking initiation})$$

where EC: e-cigarette; SM: smoking; SM-EC: difference in hazard between smoking and e-cigarette use; hazard_{SM}: refers to smoking initiation due to e-cigarettes (gateway to smoking effect).

The formula suggests that acceptability and appeal to smokers, leading to smoking cessation or reduction, and to non-smokers are major determinants of the overall population health effects of these products.

Table 1: *Determinants of the public health impact of e-cigarettes*

Factor	Details
Product hazard	The safety/risk profile of e-cigarettes, both relative to smoking and in absolute terms, needs to be determined. This will inform smokers about the relative risk and the residual risk if they quit by switching to e-cigarettes and will define the risk for never-smokers who initiate e-cigarette use.
Effectiveness in smoking cessation and reduction	Studies need to assess their real-world effectiveness in promoting smoking cessation, but also any possible unintended consequences, such as delaying or hindering smoking cessation.
Appeal and popularity in different population subgroups	Ideally, e-cigarettes should be used only by current and former smokers, as smoking substitutes. Their popularity among never-smoking adults needs to be monitored. Additionally, monitoring use by adolescents is important to determine whether it acts as a gateway to smoking or as a “distraction” from smoking, thus preventing smoking initiation.

3. FLAVOURS USED IN THR

a. Flavours in ENDS / Nicotine Vaping Products – the Basics

Flavourings are important for e-cigarette liquids because they have no flavour without the use of additives. Only 1% of users were consuming flavourless liquids in one online survey.⁹⁵ In another survey, users were consuming multiple types of flavours on a regular basis, switching between flavours daily or even within the day.⁹⁶ Tobacco flavours appear to be more popular at e-cigarette use initiation, as expected. However, there was a transition to different flavours over time, with fruit eventually becoming the most frequently used flavour. Flavours were reported to play an important role in the effort of smokers to reduce or quit smoking. Smoking cessation was independently associated with the number of different flavours used regularly. More recent studies have shown that a substantial proportion of smokers initiate e-cigarette use consuming non-tobacco flavours and subsequently quit smoking.^{97,98} Du et al⁹⁹ from Penn State University examined changes in flavour use patterns in long-term adult (average age of 44 years) e-cigarette users over a period of five years. They found that the majority transitioned from tobacco to other types of flavours. Specifically, preference for tobacco and menthol or mint decreased from 40% at baseline to 22% at follow-up, while chocolate/candy and other sweet flavours preference increased from 16% at baseline to 29% at follow-up. Even more importantly, 98.2% of participants were using more than one flavour on a regular basis and only 11.2% reported that tobacco was their preferred flavour. Similar findings in terms of multiple flavour use were reported in a cross-sectional online survey performed in 2013, with fruity and sweet flavours being the most popular types of flavours, especially in vapers who had quit smoking.⁹⁶ Additionally, almost seven of 10 participants were switching between different flavours daily or within the day.

There are three main types of flavourings used in food products. Natural flavourings are obtained from plant or animal raw materials. Nature-identical flavouring substances are synthetically produced natural compounds. Artificial flavourings are compounds that do not exist in nature. The US Flavour and Extract Manufacturers Association (FEMA) launched a programme examining the safety of flavouring substances in 1959.¹⁰⁰ The FEMA GRAS programme (where GRAS stands for “generally recognised as safe”) has become the longest-running and most widely recognised initiative of its kind, with specific criteria being set for the establishment of GRAS status for each compound.^{101,102}

In the US, the Food and Drug Administration (FDA) is the primary regulatory agency for food products and additives.¹⁰³ In Europe, the European Food Safety Authority is responsible for such regulations.

In 1996, Regulation (EC) No 2232/96 established the procedure for the assessment of the safety of flavouring substances,¹⁰⁴ while additional guidance was released by European Food Safety Authority in 2010.¹⁰⁵

More than 7,000 different flavours are available on the e-cigarette market.¹⁰⁶ Despite being approved for food use, this refers to ingestion only. FEMA clarified this in a statement in 2013, which was updated in 2016.¹⁰⁷ Inhalation through e-cigarette use results in exposure of the lungs to the aerosolised flavouring chemicals. Additionally, the aerosol is rapidly absorbed and bypasses the liver. There are concerns that some flavouring substances may adversely affect the respiratory health of people working in manufacturing facilities.¹⁰⁸ This refers to occupational exposure, which usually involves continuous eight-hour exposure daily, while e-cigarette use is intermittent in nature. It is debatable whether occupational exposure limits can be applied to consumer exposure.¹⁰⁷ At the same time, however, it should be emphasised that smokers are exposed to the toxins of cigarette smoke. Thus, it may be a reasonable approach to use guidance from occupational exposure guidelines in the risk assessment of e-cigarettes if they are used as a harm reduction product, especially when no other data is available.¹⁰⁹

Another issue that needs to be clarified is the characterisation of some compounds as toxic or irritants. A study by Vardavas et al¹¹⁰ examined 122 e-liquid samples and identified the presence of 14 flavouring compounds that are classified according to health hazards, including classification as respiratory irritants. However, this was based only on the presence of the compounds in the tested samples and not on their concentration in the final product. Established methods of identifying and classifying the toxicity of chemicals and mixtures (for example, as set by the European Chemicals Agency Classification Labelling and Packaging regulation) dictate that the toxicity characterisation depends on the toxicity classification of the compounds and the concentration of the chemical in the mixture. This is in compliance with a basic toxicological principle that the amount of exposure determines the toxicity. For example, ethyl vanillin, a very common flavouring used in food products, has a toxicity classification for oral intake (harmful if swallowed) – a toxicity relevant to the intended route of intake (ingestion). Still, it is widely used in the food industry, with the annual production estimated at 44 tonnes in Europe and 330 tonnes in the US. A re-analysis of this study using the maximum concentrations of compounds reported by Vardavas et al found that only one flavouring chemical would be at high enough levels (in its maximum concentration) to be classified as toxic, while all other compounds were found at levels much lower than those needed to be classified according to toxicity.¹¹¹

Many years of research are needed in order to study the effects of all the flavouring compounds when inhaled, with particular interest on the effects of exposure on the upper and lower respiratory tract.



At the same time, flavourings are essential in the acceptability and appeal of e-cigarettes when used as substitutes for smoking.⁹⁶ Thus, restrictions on the use of flavours would reduce the acceptability of e-cigarettes to smokers. In 2014, the EU introduced legislation for e-cigarettes that did not implement any restrictions on flavours but allowed member states to adopt different rules.¹¹²

Importantly, only ingredients of high purity should be used, and there was flexibility to withdraw products from the market that could pose health risks.

b. Current use of Flavours in ENDS / Modern nicotine vaping products

After a basic review of more than 600 articles pertaining to flavours used in THR, here are some observations, which will be elaborated on in more detail in future publications.

(i) Numbers of flavoured e-liquids:

Each major market appears to have more than 10,000 flavoured e-liquids on sale. Surveys show that in 2017, there were 15,586 distinct flavoured e-liquids sold in the US (source: internet survey), 32,407 different e-liquids in the UK (source: regulatory submissions), and 19,266 different e-liquids sold in the Netherlands (source: regulatory submissions).

These numbers may be influenced/perturbed to some degree by several factors, including the introduction of the EU TPD in 2016 and, more recently, the FDA premarket authorisation procedures. The numbers above also include instances of the same flavour with different nicotine strengths. Also, the UK and Netherlands values are for all e-liquids, including unflavoured liquids (a relatively minor category). However, despite these factors, the number of flavoured e-liquids sold in each country is exceptionally large. This is expected, considering the large number of different flavouring compounds that can be mixed to create virtually unlimited combinations.

The number of flavoured products per brand/manufacturer differs significantly, depending on the type of organisation. In the US (2017), tobacco companies sold an average of 20.7 flavours, internet sources offered an average of 56.3 flavours for sale, and vape shops offered an average of 137.5 flavours for sale.

(ii) Types of flavoured e-liquids sold:

The names of flavoured e-liquids are extremely diverse, and range from explicit (e.g. tobacco or cherry) to highly descriptive/abstract (e.g. Pursuit of Sadness

or Mad Murdock's Radiator Pluid). This has led public health scientists to develop ways to understand and categorise flavoured e-liquids.

Two major initiatives in this area were identified that provide internally - consistent grouping rules and classifications:

Yingst et al¹³ focused on a hierarchical system consistent with US societal definitions and an emphasis on categories such as candy, dessert/sweet, alcohol, tobacco and an apparent strategy of minimising the number of flavours classified as tobacco or menthol in order to align e-liquid categories with US bans on flavoured tobacco cigarettes.

Krüsemann et al¹⁴ developed the flavour wheel (**Figure 2**), a more descriptive, non-hierarchical, e-liquid framework, which is consistent with categorisation approaches in other consumer goods industries. The resulting flavour wheel (below) contains 13 main categories and 90 subcategories. Tobacco and mint categories are small subsets of the overall wheel. A set of explicit categorisation rules were also presented.

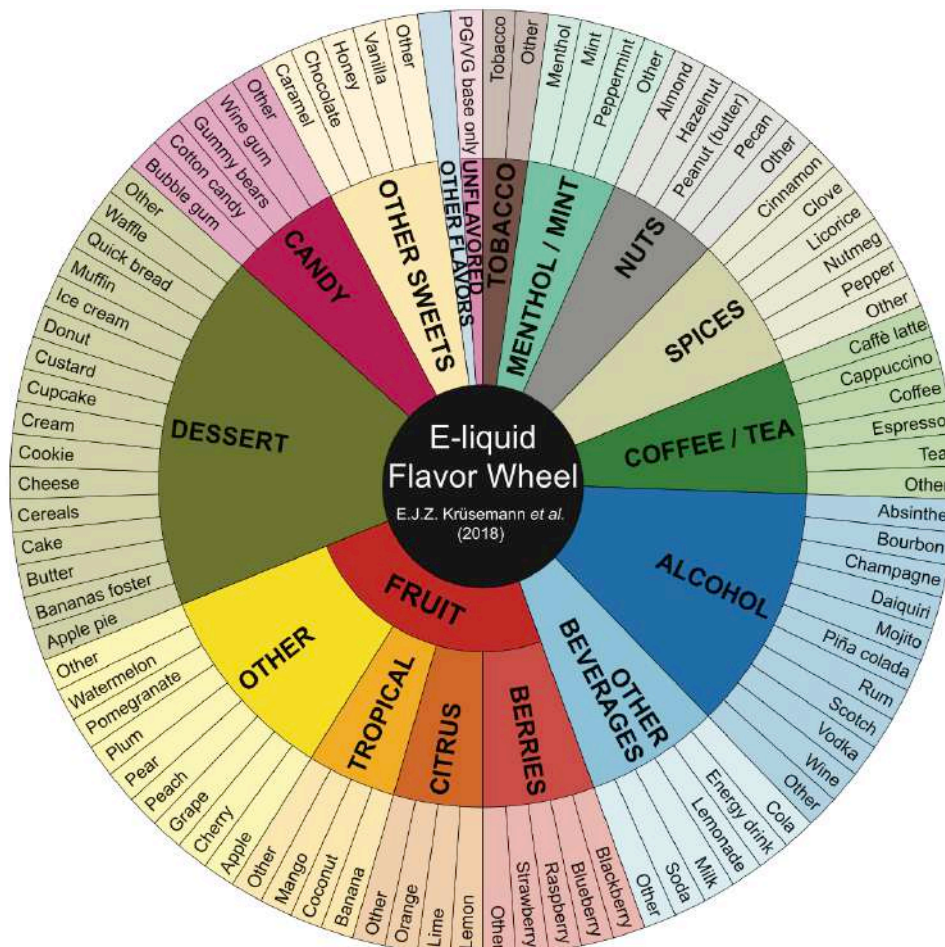


Figure 2: E-liquid flavor wheel by Krüsemann et al¹⁴

(iii) The most popular e-liquids:

Many published papers describe the relative preferences/sales of different flavoured e-liquids. Comparing the findings of these studies is not straightforward, as different studies use different categorisation approaches.

There are some indications of differences in preferences over time and, to some degree, age and geography. However, using the flavour wheel approach of Krüsemann et al,¹¹⁴ the most prominent flavoured e-liquids available for sale in the Netherlands in 2017 were fruit (34%), tobacco (16%), dessert (10%) and mint (8%).

There was also evidence in this study that the percentage of e-liquids with high nicotine concentrations (18 mg/mL) was highest within the unflavoured category (40%).¹¹⁴ Similar conclusions were reached in recent UK consumer surveys.

(iv) What are flavoured e-liquids composed of?

Most of an e-liquid comprises the humectants vegetable glycerol and propylene glycol, water, and the reward-compound nicotine. The other compounds present in e-liquids are flavour ingredients. These are either artificial flavouring compounds, natural extracts (such as fruit or plants), or synthetically - made natural compounds (nature-identical flavours).



4. SMOKING CESSATION AND FLAVOURS

a. **Key link between (mostly flavoured) ENDS / nicotine vaping products and smoking cessation**

Key fact: NRTs are included in the World Health Organisation List of Essential Medicines

Cross-sectional surveys of (mostly flavoured) e-cigarette users suggest that the main motivation for use is to reduce or quit smoking.^{95,96,115,116} However, the study samples are not representative of the general population. Two studies of vape shop customers found that >65% of e-cigarette users had completely quit smoking.^{117,118} Importantly, smoking status was assessed in both studies by measuring exhaled carbon monoxide. Randomised controlled trials showed modest effects on smoking cessation for first-generation devices and somewhat better results for newer-generation devices.¹¹⁹⁻¹²¹ However, the products used in some of these studies were outdated and had already been withdrawn from the market at the time of study completion or publication.^{120,121} Two more recent randomised controlled trials clearly showed that e-cigarettes were more effective than NRTs.^{3,122} Some cohort studies have shown that e-cigarettes increase the odds of quitting while others report no benefits.¹²³⁻¹²⁸ However, many studies suffered from strong bias – mainly the failure to examine whether participants were motivated to quit smoking and were using e-cigarettes for smoking cessation. There was also an unclear differentiation of participants according to the frequency of e-cigarette use. In some studies, there was bias of the outcome being present at baseline, since many participants were recruited while they had already failed to quit smoking with the use of e-cigarettes.^{124,126} Several meta-analyses have also shown mixed results.¹²⁹⁻¹³³ However, an updated Cochrane review report analysed 50 studies and concluded that there is moderate-certainty evidence that e-cigarettes with nicotine increase quit rates compared to e-cigarettes without nicotine and compared to NRTs.¹³⁴ A recent analysis of the 2017 Eurobarometer survey reported that, compared to never e-cigarette use, daily use was associated with five-fold higher odds of being a former smoker of ≤ 2 years (adjusted prevalence ratio: 4.96, 95% confidence interval (CI) 3.57 to 6.90) and three-fold higher odds of being a former smoker of three to five years (adjusted prevalence ratio: 3.20, 95% CI 2.10 to 4.87).¹³⁵ Even former e-cigarette use was associated with higher odds of being a former smoker of ≤ 2 years compared to never smoking. Current e-cigarette use was strongly associated with recent (≤ 12 months and 13-36 months) smoking cessation (odds ratios (ORs) 6.12 and 6.28, respectively). For current daily e-cigarette use, the association was even stronger: OR 10.41 for being a former smoker of ≤ 12 months and OR 11.18 for being a former smoker of 13-36 months).¹³⁶



The inherent problems of cohort studies and the limitations of randomised clinical trials is mainly due to the long duration of trial planning, recruitment, implementation and analysis,¹³⁷ and the use of a single product compared to a placebo, raise concerns about their applicability to e-cigarettes. The use of e-cigarettes as smoking substitutes represents a behavioural change, and product choice is based on self-reference.⁴⁴ Despite randomised controlled trials being valuable in assessing the efficacy of e-cigarettes in smoking cessation, their methodology needs to be adjusted by allowing for different product choice and being flexible in using different products (e.g. different flavours) during the trial.

Indirect evidence about the association between e-cigarette use and changes in smoking status can be derived from population studies. The number of e-cigarette users in the UK have grown from 700,000 in 2013 to 3.2 million in 2020.¹³⁸ The majority of users were former smokers, and the main reason for use was to quit smoking and to avoid relapse. In the EU, approximately 6.1 million smokers reported quitting with the help of e-cigarettes until 2014.⁴² Daily e-cigarette users were far more likely to be former smokers compared to ever users^{31,139}, which shows the importance of addressing regular use. A real-world assessment of the effectiveness of e-cigarettes as a cessation aid reported 60% higher odds of quitting compared to over-the-counter NRTs.¹⁴⁰ Obviously, such studies have important limitations, including the unknown temporal association and causality, self-report bias, and subjective assessment of the smoking status and of the smoking cessation duration.

The role of e-liquid nicotine concentration and flavours in smoking cessation was recently examined by Gades et al¹⁴¹ in a systematic review of 104 studies. They found that higher nicotine concentration and access to a variety of flavours are likely to be associated with higher abuse potential and the appeal of e-cigarettes to adult current and former cigarette and e-cigarette users. They concluded that the availability of a variety of flavours in e-cigarettes might facilitate complete substitution for cigarettes. It should be mentioned that while the phrase “abuse potential and appeal” may sound concerning, this is exactly what smokers need in order to quit: to find a product that they like and want to use in order to work as a smoking substitute. Furthermore, an analysis of the International Tobacco Control (ITC) Four Country Smoking and Vaping (4CV) Survey found that the use of sweet flavours was associated with 61% higher odds of quitting smoking compared to the use of tobacco flavour, while menthol flavour was not associated with higher odds of quitting.⁷ A longitudinal study of people buying an e-cigarette found that non-tobacco flavour users were 30% more likely to report smoking abstinence compared to those using tobacco flavour³⁶⁰. An analysis of the 2018–2019 Tobacco Use Supplement-Current Population Survey (TUS-CPS) found that smokers who used non-tobacco flavours in e-cigarettes were more likely to make a quit attempt and to successfully quit compared to those exclusively using non-flavoured or tobacco-flavoured products³⁶¹. Data from the waves 1 and 2 of the Population Assessment of Tobacco and Health (PATH) study examining e-cigarette

use by young adults reported those using one and multiple non-tobacco/non-menthol flavours were more likely to have reduced or quit smoking over the past year compared to non-e-cigarette users²⁵⁷. Another analysis of waves 1 to 4 of the PATH survey found that vaping non-tobacco flavours was not associated with youth smoking initiation but was associated with increased adult smoking cessation.⁸ A longitudinal cohort study of 886 dual users who were followed-up for 2 years (from 2016 to 2018) reported that use of fruit and other sweet flavoured e-liquids was positively associated with smokers' transition away from cigarettes compared to the use of tobacco flavours.⁷

b. Role of (flavoured) medicinal NRT in smoking cessation

There are some key questions in examining the role of medicinal NRT in smoking cessation.

(i) What formulations of NRT are on the WHO's list of Essential Medicines?

24.5 Medicines for disorders due to psychoactive substance use	
bupropion	Tablet (sustained-release): 150 mg (hydrochloride)
nicotine replacement therapy (NRT)	Chewing gum: 2 mg; 4 mg (as polacrilex.) Transdermal patch: 5 mg to 30 mg/16 hrs; 7 mg to 21 mg/24 hrs.
varenicline	Tablet: 0.5 mg, 1 mg

Table 2: Excerpt from the WHO's list of essential medicines 2021⁽¹⁴²⁾

Note that while nicotine gum and patches are listed as essential medicines, ENDS and oral nicotine pouch formulations are not. This is particularly interesting given the results of a randomised control trial in 2019 by Hajek et al,³ which found that in a sample of 886 participants, those randomised to the e-cigarette group were 1.83-fold more likely to have quit smoking than those in the NRT group (who could choose one or more of: patch, gum, lozenge, nasal spray, inhalator, mouth spray, mouth strip, and microtabs). A recent analysis of the 2017 French Health Barometer, a cross-sectional survey conducted by France's Public Health Agency, found that while the use of NRTs has limited effect on long-term smoking abstinence, e-cigarette use was positively associated with tobacco cessation at 6 months, 12 months and 24 months.¹⁴³

- (ii) *Of the formulations of NRTs that are approved by the WHO, what percentage of the medicines consumed globally are flavoured?*

The global market share of each type of NRT in 2020 was as follows:

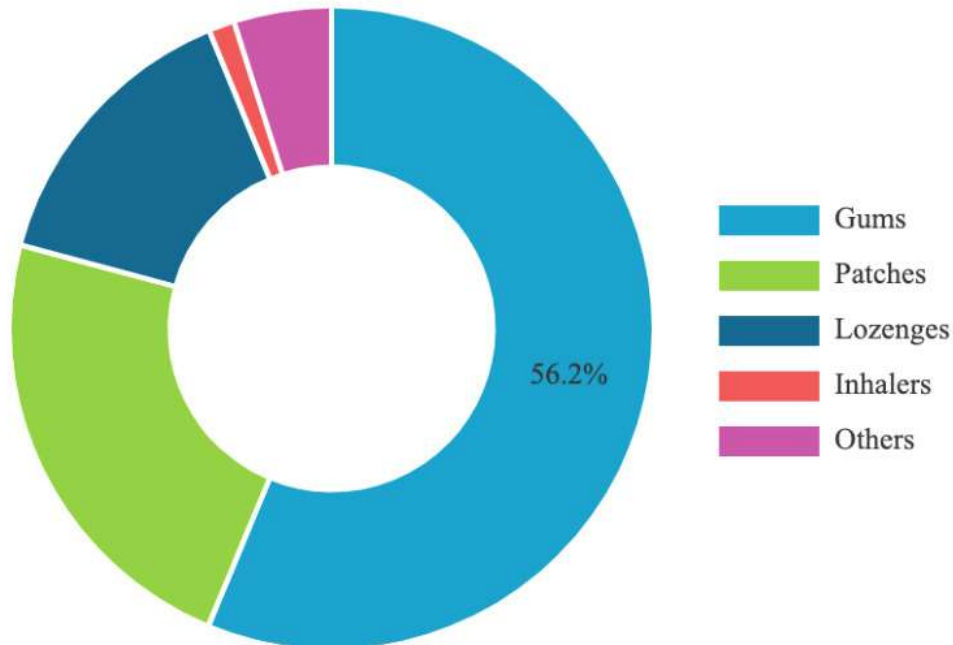


Figure 3: Global NRT market share, by type, 2020¹⁴⁴

Nicotine gum, at 56.2% of the global market share, is the most used form of NRT. It is difficult to find publicly available data that categorises NRT market share by flavour. But there is a wide assortment of available flavours: mint (many variations thereof), fruit, cinnamon, unflavoured, etc.

- (iii) *Is there evidence to show that smokers are more likely to quit with the help of flavoured NRT?*

Following a basic scoping review, there have been no randomised controlled trials that directly compare the acceptability and efficacy of flavoured vs non-flavoured NRT (gums, lozenges, sprays). There was, however, a German randomised controlled trial that compared new flavours to older ones. In 2011, Von Mulzer et al¹⁴⁵ compared consumer acceptance of two new flavoured nicotine gums versus older existing nicotine gums. In one group, a new fruit flavoured nicotine gum (A) was compared with an existing flavour (B). The percentage of participants who rated flavour A “just right” was “significantly higher” than for flavour B. Similarly, in another group, new mint flavoured gum

(N) was compared with existing mint flavours (M and Q). With regard to consumer perception of which gum would be more likely to help quit smoking, “significantly more” participants expressed greater confidence in new flavour N than older flavours M and Q.

Although there is a paucity of trial evidence comparing flavoured vs non-flavoured NRT, it should be noted that flavours are used for the very purpose of making them more appealing to adult smokers and therefore more efficacious in helping them quit.¹⁴⁶ In fact, since the 1990s, flavours, especially sweet flavours, have been believed to play a role in smoking cessation treatments. Perkins et al¹⁴⁷ found that female smokers who were asked to abstain from smoking for one week increased their consumption of sweets, while when smoking was resumed, the consumption of sweets decreased. This suggests that eating sweets may serve as a substitute for smoking. West et al¹⁴⁸ found that providing sugar (dextrose) tablets (compared to non-sugar tablets) reduced subjective smoking cravings. Levin et al¹⁴⁹ argued that the flavour of a substitute may, on its own, provide craving reduction. These combined results point to sweet foods and sweet flavours having a role in an attempt to abstain from smoking. Even confectionery gum appears to help reduce withdrawal symptoms and change smoking behaviour among individuals dependent on nicotine.¹⁵⁰⁻¹⁵² In fact, it was found that a flavoured gum significantly lessened the severity of withdrawal symptoms compared to a flavourless gum base over 24 hours of abstinence.¹⁵³ Additionally, there were also no significant differences observed between a flavoured gum and a flavour strip, indicating that flavour is probably one of the key components that helps smokers during brief periods of abstinence. In that respect, Cohen et al¹⁵² examined the effect of three chewing gum flavours on the negative affect associated with tobacco abstinence among dependent cigarette smokers.

They found that vanilla and baked apple cardamom flavoured gum resulted in lower levels of negative affect while peppermint flavoured gum was not different from the no gum control condition. Surely, the same reasoning must therefore apply to ENDS and oral nicotine, which is currently held in disregard by the WHO.

Furthermore, a study by Posner et al¹⁵⁴ from 2,021-2,159 young US adults were interviewed regarding the impact of sales restrictions on flavoured e-cigarette products. If flavours were restricted to tobacco flavours only, 33.2% of e-cigarette users reported being likely (very/somewhat) to relapse back to cigarettes. If e-cigarettes were totally banned, 39% reported they would return to smoking.

(iv) *Do flavoured (smoke-free) nicotine products have a higher abuse liability than non-flavoured (smoke-free) nicotine products?*

In 2020, Goldensen et al¹⁵⁵ assessed the abuse liability of the JUUL system in four flavours (Virginia tobacco, mango, mint, and Creme) compared to combustible cigarettes, nicotine gum (mint), and a comparator e-cigarette (VUSE Solo; tobacco flavour). In a sample of 66 adult smokers, nicotine pharmacokinetics were compared in controlled conditions for all the above products.

Combustible cigarettes were significantly highest in:

- Maximum plasma nicotine level
- Rate of plasma nicotine rise
- Overall nicotine exposure
- Subjective liking and satisfaction

However, the JUUL system and ENDS (e-cigarette) comparator (VUSE) were higher in all of the above parameters compared to nicotine gum. Of note, the mint and mango flavours were rated as more satisfying than Virginia Tobacco or Creme. The authors of the study concluded that product liking and satisfaction were higher in the ENDS (e-cigarette) group than the nicotine gum group, but that it had higher abuse liability due to the greater nicotine exposure. Nonetheless, ENDS were shown to provide sufficient nicotine delivery to support the substitution of combustible cigarettes among adult smokers.

As mentioned above, the “abuse potential” is in fact a marker of acceptability and use appeal for adult smokers who may use these products as smoking substitutes.

5. SCIENCE DIMENSION OF FLAVOURS USED IN ENDS / NICOTINE VAPING PRODUCTS

In examining the scientific basis for flavours, it is essential to first consider the science underpinning the other elements of nicotine vaping products and its impact on individual and population health. It is well established that smoking causes disease after long-term use. Therefore, long-term epidemiological follow-up is needed to determine the clinical effects of e-cigarettes and the change in disease risk compared to smoking. Additionally, the past smoking history of e-cigarette users would need to be taken into consideration. With e-cigarettes being widely available for only 10-12 years, it is not surprising that long-term epidemiological studies are scarce. Still, there is extensive preclinical research, examining the chemical and toxicological profile of these products.

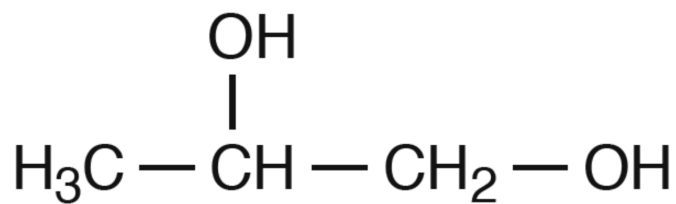
a. ENDS / Nicotine Vaping Products chemistry

Tobacco cigarette smoke contains thousands of chemicals, many of which have established toxic and carcinogenic potential.¹⁵⁶⁻¹⁵⁸ Many of these compounds are products of combustion, but some are also present in tobacco, especially cured tobacco.¹⁵⁹⁻¹⁶³ The combustion process is the main determinant of toxic emissions. In tobacco cigarettes, temperatures of up to 900°C at the burning tip have been observed.¹⁶⁴ Inorganic compounds, such as heavy metals, are also emitted. Exposure to the compounds cause disease mainly through inflammation, DNA damage and oxidative stress.¹⁶⁵⁻¹⁶⁹

The main difference between e-cigarettes and tobacco cigarettes is the lack of combustion in the former. This provides insight about the potential risk differences between the two products. In e-cigarettes, liquid is evaporated and then recondensed into an aerosol that is inhaled by the user. Additionally, the liquid ingredients are compounds that have been used for years in human consumption products, such as food, cosmetic and pharmaceutical products. In fact, all the ingredients of e-cigarettes are derived from the food, pharmaceutical and fragrance industry. The main ingredients, besides nicotine, are propylene glycol, glycerol and flavourings.

(i) *Propylene glycol*

Propylene glycol was first developed by Charles-Adolphe Wurtz in 1859.¹⁷⁰ For commercial use, it is produced from propylene oxide by hydrolysis. Propylene glycol is mostly used in producing unsaturated polyester resins.¹⁷¹⁻¹⁷² It is also used to generate artificial mist and fog, with applications in fire safety training and theatrical productions.¹⁷³⁻¹⁷⁴



Propylene glycol (1,2-propanediol)

Figure 4: Chemical structure of propylene glycol.

Since its approval by the FDA in 1982, it has been used in food, pharmaceutical products, and tobacco. It is GRAS and can be added to food products.¹⁷⁴ Some oral and intravenous medications contain propylene glycol, such as diazepam, lorazepam and phenobarbital.¹⁷⁵ It can also be used through inhalation and has been used as an excipient for inhaled immunosuppressive medications.¹⁷⁶⁻¹⁷⁸ Pharmaceutical grade propylene glycol should be $\geq 99.5\%$ pure, contain ≤ 5 ppm heavy metals and $\leq 0.2\%$ water, and its specific gravity is 1.035-1.040. No impurities, such as diethylene and ethylene glycol, should be present at levels $> 0.10\%$.

Dermal contact from cosmetic products and oral exposure through use in food, tobacco and pharmaceutical products are the commonest type of exposure for humans. In the US, the average consumption per person was estimated at 34.3 mg per kilogram of body weight per day (approximately 2.4 g).¹⁷⁹ In Japan, the average daily intake was estimated at 43 mg per person per day.¹⁸⁰ Occupational exposure and intravenous administration through medications are less common exposure routes.^{175,179} Neither the US Occupational Safety and Health Administration nor the American Conference of Governmental Industrial Hygienists has established any safety exposure levels for propylene glycol inhalation. An inhalation aerosol exposure safety limit of 10 mg/m³ has been set by the American Industrial Hygiene Association.¹⁸¹

In the human body, propylene glycol is oxidised to lactaldehyde and then to lactate.¹⁸¹⁻¹⁸³ Propylene glycol is excreted by the kidneys, either unchanged or as a glucuronic acid conjugate, with a half-life of two to four hours.^{184,185} It is toxic to cats.¹⁶⁷ There is no evidence for carcinogenicity in humans, while local skin irritation from propylene glycol patches has been reported.¹⁸⁶ In adults, toxicity is observed only at very high serum levels.¹⁸⁴ It is mainly expressed as seizures, especially in children.¹⁸⁷⁻¹⁸⁹ Lactic acidosis is an infrequent toxic effect, which has been reported after intravenous administration of medications.¹⁹⁰⁻¹⁹³

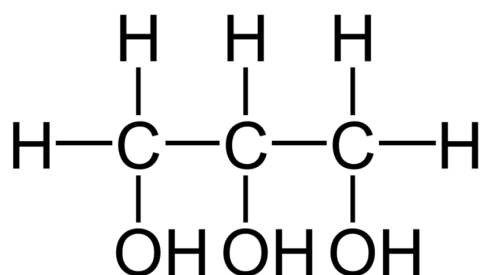
Propylene glycol is an excellent solvent for e-cigarette liquids and has been used since e-cigarettes were invented.¹⁹⁴ Its aerosolization results in the production of visible aerosol resembling smoke.

It also causes throat irritation (throat hit), which is a desirable sensation for both smokers and e-cigarette users unless it is excessive.^{114,194-196} Propylene glycol produces less visible aerosol than glycerol but a stronger throat hit.¹⁹⁷

Exposure to propylene glycol from e-cigarette use occurs via inhalation, which is a novel exposure route. Studies examining the safety of propylene glycol vapours were performed in the 1940s, due to findings that propylene glycol aerosol had bactericidal and virostatic properties observed in animals.¹⁹⁸⁻²⁰⁰ A similar protective effect was found in humans.^{201,202} A research group led by Prof. Robertson from the University of Chicago performed research on propylene glycol aerosol.²⁰³⁻²⁰⁵ They exposed rats and monkeys to an environment saturated with propylene glycol vapours for 12 to 18 months and found no toxicity on any organ.²⁰⁶ An animal study performed in 1989 found minimal irritating effects in the nasal cavity, probably due to tissue dehydration.²⁰⁷ Another study examined the effects of propylene glycol mist exposure used from its use in aircraft de-icing. Twenty-seven subjects were recruited, with more than half of them being smokers (current or former).²⁰⁸ Spirometry was used to examine lung function changes after one minute of exposure to 309 mg/m³ propylene glycol concentration, and irritating symptoms were assessed through a questionnaire. Mild eye irritation was observed. A marginally significant decrease of Forced Expiratory Volume (FEV1)/ Forced Vital Capacity (FVC) (p=0.049) was also observed, which was due to an increase in FVC. However, increased FVC is not observed in any lung disease.²⁰⁹ Still, it is important to mention that e-cigarettes will result in a higher duration of exposure to inhaled propylene glycol compared to workers in de-icing.

(ii) *Glycerol*

Glycerol (also called 1,2,3-propanetriol) is a polyol (**Figure 5**). It is a naturally occurring substance that is viscous, colourless and odourless and has a sweet flavour. It is a humectant. It is miscible with water and alcohol. Its boiling point is 290°C and its freezing point is 17°C.²¹⁰



Glycerol(1,2,3-propanetriol)

Figure 5: Chemical structure of glycerol.

Glycerol is necessary for the formation of triglycerides.²¹¹ Thus, it is essential for living organisms, including humans, animals and plants. It was obtained by heating fats in the presence of ash to produce soap as early as 2800 BC.²¹² It was accidentally discovered in 1779 while heating a mixture of olive oil and lead monoxide.²¹³ Glycerol became important when it was used in the manufacturing of nitroglycerine and became a military resource after Alfred Nobel discovered nitroglycerine, used as an explosive (dynamite). During the First World War, high demand led to the development of plants to synthetically produce glycerol.²¹⁴ The US annual production capacity was approximately 350,000 tonnes in the early 2000s.²¹⁵ The worldwide production is estimated at 2 million tonnes annually, mainly from the growing biodiesel industry.²¹⁵

Glycerol is used in pharmaceuticals, food, cosmetics and tobacco as well as in paints, resins and paper.²¹⁶ It was classified as GRAS in 1959. In the form of monoglycerides, it is used as a stabiliser and emulsifier.²¹³ Pharmaceutical grade glycerol specifications include having $\geq 98.0\%$ purity and containing ≤ 5 ppm heavy metals ≤ 2.0 to 5.0% water, ≤ 10 ppm aldehydes, and ≤ 10 ppm chlorides.²¹⁷

Glycerol is rapidly absorbed in the stomach and intestine, and it is distributed to the extracellular space.²¹⁸ It is transformed to alpha-glycerophosphate by glycerol kinase, mostly in the liver and kidneys. It is then introduced into standard metabolic pathways and is transformed to glucose and glycogen.^{218,219} It also forms triglycerides in the liver, together with fatty acids – a process that depends on glycerol levels in plasma.²²⁰

Glycerol inhalation may occur from aerosols released from the spray application of resins or paints.²¹⁶ The US Occupational Safety and Health Administration's permissible exposure limit for glycerol mist inhalation is 5 mg/m^3 for the respirable fraction.²²¹ The American Conference of Governmental Industrial Hygienists has established a threshold limit value of 10 mg/m^3 . Oral doses of $\leq 1.5 \text{ g/kg}$ are easily tolerated, causing slight diuresis only. In rats, the oral LD50 value is $>24 \text{ g/kg}$.^{222,223} The oral LD50 values in guinea pigs and mice are 10 and 23 g/kg, respectively.²²² A single LD50 of $>18 \text{ g/kg}$ for acute dermal toxicity for rabbits has been established.²²² No skin or eye irritation has been reported.²²³ No toxic effects were identified when administered intravenously in humans,²²⁴ while one study found elevated triglyceride levels after chronic oral intake.²²⁵

In e-cigarettes, glycerol is used as a solvent. It also produces thick and visible aerosol, thicker than propylene glycol. It appears to cause a milder throat hit, compared to propylene glycol, thus it is used as a solvent in low-nicotine liquids used for a specific pattern of e-cigarette use called direct lung inhalation (the user inhales the aerosol from the atomiser directly into the lungs). A study of glycerol inhalation in rats identified metaplastic changes in the epiglottis epithelium but no adverse effects in the lungs or other organs.²²⁶

b. Safety studies of flavoured e-liquids (used in ENDS)

After a basic review of relevant articles, below are observations for consideration and future research:

(i) Examining the suitability of flavours for inhalation:

Many authors have noted that most flavouring materials used in e-liquids are designated as GRAS by the FDA. This is a term that has evolved from the food industry, and the GRAS status refers specifically to ingestion. The GRAS principle, combined with the knowledge/experience/familiarity of flavourists appears to be the basic level of product stewardship that has existed in much of the industry.¹⁰⁰

However, most of these flavour compounds were never studied for toxicity via the inhalation route. The respiratory tract is generally much more sensitive to chemical agents than those in the gastrointestinal tract, and different disease mechanisms can operate. There is some additional support for the safe use of some flavour ingredients from dermal exposure studies. However, repeatedly, concerns have been expressed in public health that these GRAS flavour ingredients have not been widely tested for respiratory safety concerns, such as sensitisation, respiratory toxicity or irritating potency, and therefore the potential exists for respiratory health effects following long-term exposure.

As is common practice in the food and beverage industry, manufacturers of nicotine vaping products should be obligated to introduce more thorough product stewardship approaches and strategies, as pointed out by the UK Committee on Toxicology²²⁷ in 2020: *"To ensure toxicological risks are kept to a minimum, the Committee emphasises the need for good production standards for E(N)NDS products. (...) For e-liquids, the formulants should be derived from a reputable source, and non-standard constituents should not be included."*

(ii) Chemical impurities in flavours and reaction to by-products:

Natural extracts have been shown to contain impurities or other ingredients that might not contribute to the flavouring properties of the end product, including metals, which might raise safety concerns. Furthermore, flavour ingredients and the main e-liquid constituents are not chemically inert.²²⁸ Further studies are needed to confirm how flavour ingredients can react with vegetable glycerol, propylene glycol or nicotine in the e-liquid to form new compounds and whether there are measurable toxicological properties.

(iii) Thermal degradation products:

When heated in the e-cigarette atomiser, flavour ingredients can break down into a range of separate compounds. In several of my own studies, we have studied whether flavouring compounds contribute to aldehyde emissions in e-cigarettes.²²⁹ We found that the e-cigarettes tested herein emit very low levels of aldehydes. Some flavourings may contribute to aldehyde emissions, but the absolute levels were minimal.²²⁹⁻²³¹ It is important that validated methods be used when analysing e-cigarette emissions.

Some studies have suggested that flavour ingredients might generate carbonyls, and it has been suggested that they are the source of carbonyls in e-cigarette aerosols.²³⁰ However, these findings have been challenged by replication studies showing that the contribution of flavouring compounds to the formation and emission of carbonyls is far lower than previously observed.²²⁹⁻²³¹

(iv) Safety – in vitro studies

Mechanisms of e-cigarette toxicity have been investigated in many studies by exposing different cell types directly to e-cigarette liquids. Recent high-throughput technology improvements have enabled screens of large e-liquid libraries. Studies are increasingly focusing on cell-aerosol exposures. The toxicity data reported from these studies are a function of how the cells are exposed, which cell types, product operating parameters and e-liquid content (including flavours). The predominant toxicity effects reported include cell viability and cytotoxicity, oxidative stress and inflammation, barrier and membrane dysfunction, genotoxicity and DNA damage.

Recognition of these potential issues has led to the widely expressed view that research on the presence and effects of inhaled flavourings is warranted, and many studies are underway to this end. However, many of the studies to date have used questionable dose and exposure conditions; several studies have concerns associated with the appropriateness of the models; and necessary comparators, such as cigarette smoke, are often missing from the studies. These views were raised by the Committee on Toxicity of the UK Government, amongst others,²²⁷ and to date the findings of many of these studies should be viewed with caution.

(v) Safety – animal studies:

There have been a series of studies on the toxicities of flavoured e-liquids and flavour ingredients in animals. The latest research on the effects of ENDS use might suggest some short- and long-term toxicities from inhaling aerosols of glycerol, propylene glycol, nicotine, and flavouring materials.

Exposure of different animal models to ENDS products via various routes of exposure can be used to inform the potential for adverse health outcomes resulting from ENDS usage. However, the complex nature of e-liquids makes it difficult to identify which ingredients, or their potential synergistic effects, are harmful.

Questions have also been raised about the appropriateness of the conditions used in many of these studies, with unrealistic doses, duration of exposure, and mechanism of action. Translation of these findings to human conditions relevant to consumers is a complex procedure.

(vi) Safety - Populations Studies:

The 2020 report by the European Commission's Scientific Committee on Health, Environmental and Emerging Risks (SCHEER)²³² concluded that the evidence available to date showed individual and interactive effects of flavour and additives used in e-cigarettes collectively and detrimentally impact cardiovascular health, including the propagation of increased heart rate and increased diastolic blood pressure, placing users at elevated subsequent risk for manifesting cardiovascular disease. The SCHEER report²³² also concluded that several investigations corroborated that e-cigarette use induces DNA damage via increased oxidative stress, with the most profound effects being associated with flavoured e-liquid use. A number of flaws have been pointed out in this report, including the paucity of quality vaping studies. For example, Public Health England⁵ commented:

"The methodology was not reported in sufficient detail in the report or annex to be able to understand how the evidence summarised had been selected. Established guidelines for systematically reviewing evidence and the reporting of reviews had not been followed. For example, search terms given for the reviewⁱ⁾ did not capture all of the questions covered in the opinion; ⁱⁱ⁾ had a start date of January 2015 and hence included studies of vaping products marketed long before the TPD was in place and ⁱⁱⁱ⁾ had a cut-off of April 2019 which was 18 months before the publication of the preliminary opinion and hence a reliance on out-of-date data in this quickly moving field. The report included predominantly US studies which therefore involved products which were regulated very differently from the TPD regulations. There was also no information on the quality of the studies included."

Nevertheless, SCHEER²³² concluded that the long-term health effects of e-cigarettes remain, for the most part, unknown to date, and further investigations are urgently needed regarding their impacts on both pulmonary and other health systems.

c. Social & Behavioural Sciences: Surveys and Usage Patterns

(i) *Largest survey ever on (flavoured) ENDS use in the US*

In 2016, Chris Russell and I performed, what was at the time the largest-ever survey on e-cigarette use in terms of sample size, with almost 70,000 participants in the US.⁹⁸

The main findings of the study were that non-tobacco flavours, especially fruit and dessert/pastry/bakery flavours, were the most prevalent choices among adult, established, dedicated US e-cigarette users who participated in the study. They were particularly popular not only during long-term e-cigarette use but also at the period of e-cigarette use initiation.

Additionally, these flavours were very popular among former smokers who were using e-cigarettes at the time of smoking cessation. Fruit and dessert/pastry/bakery flavours were also considered particularly important in their effort to quit smoking and to prevent relapse to smoking. Tobacco flavours were generally used by a minority of the study participants, and their use prevalence decreased substantially over time. The patterns of e-cigarette flavour use observed in that study were in agreement with another cross-sectional study that examined the responses of more than 20,000 participants from the US.²³³

Since the regulation on e-cigarette flavours should consider the balance between protection from unintended use (e.g. by adolescents or never smokers) and avoiding adverse effects and potential harm (e.g. by preventing smokers from switching to e-cigarettes in a harm reduction approach to quitting smoking), we hope regulatory bodies will find the data presented in these studies useful in preparing the appropriate regulatory framework. The data raises the possibility that an overly restrictive regulation, such as banning the sales of specific flavour groups (especially fruit and dessert/pastry/bakery flavours), might prevent smokers from switching to e-cigarette use or may increase the relapse rate among former smokers who have managed to quit with the help of e-cigarettes.²³⁴

A major limitation of the study⁹⁸ is the cross-sectional design and the recruitment of a convenience sample of dedicated e-cigarette users. The sample is not representative of the general US adult population, and the study was not designed or intended to estimate the prevalence or frequency of e-cigarette flavour use. The flavour preferences and patterns of e-cigarette use reported by the present sample of dedicated e-cigarette users may more closely represent those of the 21.3% of current e-cigarette users in the US who use e-cigarettes daily and not the majority who are infrequent users or experimenters.²³⁵

Still, this survey presents the patterns of use of a very large sample of adult US e-cigarette users, most of whom self-reported that they were successful in quitting smoking with the help of e-cigarettes. While flavours seem to play an important role in their smoking cessation attempt, it should be mentioned that other characteristics, such as the more prevalent use of advanced e-cigarette devices compared to cigalikes, may also contribute to a successful quit attempt.²³⁶

In conclusion, this cross-sectional study of a very large sample of adult US e-cigarette users,⁹⁸ most of whom were former smokers, identified the importance of non-tobacco flavours in e-cigarette use initiation and sustained use, and their contribution to smoking cessation and relapse prevention. This information should be considered by regulators in order to avoid unintentional adverse effects of over-restrictive regulation on e-cigarette flavours.

Further support of these study findings was provided by a longitudinal cohort study of long-term adult vapers mentioned above, which showed a transition from tobacco and menthol flavours to sweet flavours over a period of five years follow-up.⁹⁹

(ii) Impact of flavours on usage patterns

A substantial increase in the prevalence of e-cigarette use has been observed worldwide in recent years, amongst both adults and youth, although use levels are heterogeneous across the globe.⁴

In the US, increased youth vaping has become a major concern, due to the perceived risk that e-cigarettes may introduce a wider, younger population to nicotine addiction and debatable concerns that they may act as a gateway to cigarette smoking and may cause harm to developing brains.²³⁷ Adolescents have been consistently reported to be associated with comparatively higher rates of using e-cigarettes containing characterising flavours and consistently lower use of tobacco-flavoured products.²³⁸

The term “characterising flavour”, used frequently in this area, is defined as a “clearly noticeable smell or taste other than one of tobacco, resulting from an additive or a combination of additives, including, but not limited to, fruit, spice, herb, alcohol, or candy which is noticeable before or during the consumption of the tobacco product.”²³⁹

- **Perceived flavour safety:**

Across all age groups, characterising flavoured products are perceived as less harmful than tobacco flavours; but this is particularly pronounced in younger populations.^{98,233,238,240}

- **Flavour Preferences:**

Adult frequent e-cigarette users in the USA who have completely switched from smoking cigarettes to using e-cigarettes are increasingly likely to have initiated e-cigarette use with non-tobacco flavors and to have transitioned from tobacco to non-tobacco flavors over time. Restricting access to non-tobacco e-cigarette flavors may discourage smokers from attempting to switch to e-cigarettes^{233,238}. E-cigarettes with characterising flavours are consistently rated as sweeter than those with menthol or tobacco flavouring, and it is common among “do-it-yourself” users to add sweeteners to their e-liquids.²⁴¹ Infants and children exhibited elevated sweet and salty preference relative to adults. Age-related changes in bitter, sour, umami and fat taste were not clear and more research would be useful. Tobacco products in flavours preferred by young people may impact tobacco use and initiation, while flavours preferred by adults may impact product switching or dual use.²⁴²

On a broader basis, research suggests that men are more likely to use e-cigarettes, but women are slightly more likely to use characterising flavoured products and/or to value flavour availability. Characterising flavours might also attract specific (and potentially vulnerable) populations.²⁴³

- **Effect of flavours on reward, reinforcement and consumption**

There is evidence that characterising flavours affect nicotine reward, reinforcement and consumption.²⁴³ An interesting observation is that characterising flavour e-cigarettes appear to be rewarding even in the absence of nicotine, with studies reporting significant numbers of adolescents vaping “just flavour”.²⁴⁴ Flavour chemicals are not inert, and some have intrinsic pharmacological effects, such as monoamine oxidase inhibitor activity, which can increase nicotine reward in rodents.²⁴⁵ For example, vanillin inhibits monoamine oxidase activity much more potently than harman, one of the major monoamine oxidase inhibitors found in tobacco smoke. In rats, high doses of linalool can alter the activity of enzymes that are responsible for nicotine metabolism.²⁴⁵ These observations have led to suggestions that if characterising flavours are intrinsically rewarding, then “flavour reward” and “nicotine reward” could interact in some way to make vaping flavoured products more reinforcing and thereby potentially increase total nicotine consumption.²⁴³

- **Effect of flavours on intake and uptake**

A small number of studies have found that flavours influence puffing topography, rate of nicotine absorption, and increases in participants' heart rates amongst vapers.^{246,247} Clinical reports have shown that characterising flavours can increase nicotine consumption, as measured by an increase in the number

of puffs taken, increased volume of e-liquid used, and longer duration of puffs during ad libitum vaping sessions.^{245,246} A sensory mechanism has also been proposed, where menthol and potentially other characterising flavours could alter nicotine salience by “masking its harshness”, making e-cigarettes more appealing to younger consumers.²⁴³ The rate of drug delivery to the brain is correlated with the strength of reward and reinforcement.²⁴⁸

Differences in e-liquid acidity have been proposed as a potential mechanism for flavour-mediated increases in the rate of nicotine absorption, analogous to protonation.²⁴⁹ This would suggest that more acidic liquids in general might share this property, which was noted as potentially having important implications on the abuse liability of certain e-cigarette products.^{243,249,250}

- **Flavour preferences amongst youth**

Characterising flavours in nicotine products are thought to have age-specific effects.²⁴³ Initially, this led to a concern that characterising flavours were only popular with young e-cigarette users and served to attract adolescents disproportionately toward nicotine use.²³⁷ However, adults are now increasingly using flavoured e-cigarettes.^{98,233} Despite the universal popularity of characterising flavours, adolescents and young adults are regarded as more interested in and to have greater intentions to try flavoured tobacco products than adults.²⁴⁰

It is now widely posited therefore that the use/availability of characterising flavours are a significant factor in the increase of adolescent e-cigarette use in recent years.^{238,244} A balancing argument is that flavoured e-cigarettes attract only the subset of adolescents who were already susceptible to tobacco use or are “high sensation seekers”.²⁴⁰ Unfortunately, the common liability model that explains substance use and addiction co-occurrence through the susceptibility to try things and engage into risky behaviours has been largely ignored in favour of the “gateway hypothesis” which, however, does not specify mechanistic connections between “stages”, and does not extend to the risks for addictions.²⁵¹

- **Effect of flavours on combustible product use:**

A further concern amongst some public health scientists is that the increase in flavoured e-cigarette uptake will lead to increased combustible cigarette use over time, i.e. the gateway effect.²⁵² The rationale is that if adolescents initiate with flavoured e-cigarettes, their first exposure to nicotine is more likely to be pleasant, and individuals who report a positive first experience with smoking are more likely to go on to become regular smokers. However, not all research suggests that flavours are associated with a progression to

combustible use, and therefore the role of flavoured e-cigarettes on the ability to cause progression to combustible cigarettes is still unclear.^{240,243,252,253}

These concerns, over the hazards that characterising flavours may pose to youth, have led to widespread calls by some public health researchers that e-cigarette flavours should be banned to reverse the observed trends in youth e-cigarette and nicotine consumption.²⁵⁴ However, in practice, a flavour ban in 2019 in San Francisco had unintentionally harmful consequences – most notably, an increase in youth combustible cigarette use.⁹

- **Effect of flavours on smoking cessation:**

By way of contrast, in adults, while flavours may lead to increased e-cigarette consumption,^{240,242,246,249} several reports suggest that it is also associated with decreased combustible cigarette use and can serve to improve quitting rates amongst established smokers.^{7,8,94,98,130,131,134,136,255,256} Even for young adults, e-cigarette use with one or more non-tobacco/non-menthol flavours was associated with a 2.5- to 3-fold higher odds of reducing or quitting smoking over the past year compared to non-e-cigarette use.²⁵⁷ Flavours may also be important for dual users of tobacco and e-cigarettes. Rest et al²⁵⁸ examined how adult dual users of cigarettes and e-cigarette flavour preference varied by demographics, tobacco history, motives, and expectancies for e-cigarettes, and how e-cigarette flavour preference was associated with changes in cigarette use over 12 months. They reported that dual users who preferred sweet flavours smoked cigarettes on fewer days than those who preferred tobacco and menthol flavours, were less cigarette dependent, more strongly endorsed boredom reduction expectancies and motives related to taste and sensory experience and were more likely to stop smoking by 12 months. Flavoured e-cigarettes, therefore, have the potential to reduce harm in adult smoking populations.^{29,129,130,134} A repeated quandary that flavours present public health experts is how to balance their possible efficacy in helping adult smokers quit with the risks that characterising flavours may pose to youth.²⁵⁹



6. PUBLIC HEALTH DIMENSION: WHAT PUBLIC HEALTH EXPERTS SAYS ABOUT FLAVOURS IN ENDS / NICOTINE VAPING PRODUCTS

During 2021, there were several key consultations held by governments as they contemplated the regulation of flavours used in products such as ENDS/nicotine vaping products. Below are some of the key submissions to these governments, which act as an excellent summary of the views of world-class experts on the topic of flavours used in THR, in general, and nicotine vaping products.

a. **Netherlands Government: Decree of the State Secretary for Health, Welfare and Sport on the regulation of e-cigarette flavours in the Netherlands (February 2021)**

Twenty-four independent scientists and public health experts provided a [comprehensive reply to the Dutch Ministry](#),²⁶⁰ and I have attached the summary below.

Summary of Comments:

The case for the ban on vaping flavours described in the memorandum supporting the measure is wholly inadequate, and the measure should not proceed on this basis. The critical weaknesses in the rationale described in the memorandum are as follows:

1. Sets conflicting objectives and takes a “war on drugs” approach to nicotine.

The proposed measure is supposed to support a “smoke-free Netherlands” objective for 2040 as part of the Prevention Agreement. As stated, this is a sensible goal and should be widely supported – it recognises that smoke, not nicotine, is the overwhelming cause of disease. It is practical and achievable if smoke-free alternatives to smoking, such as vaping products, are available. However, the proposal introduces a significant expansion of scope by extending “smoke-free” to mean all tobacco, even if not smoked, and to tobacco-free nicotine products, like e-cigarettes. It will make it impossible to use harm-reduction approaches, despite the enormous potential to reduce disease and death. It misunderstands the nature of youth risk behaviours. It amounts to extending the war on drugs to nicotine, but at a time when failures of prohibition are widely recognised. It would be better to stick to a smoke-free goal and use smoke-free alternatives to achieve it rather than pursue nicotine prohibition. The Netherlands is rightly world-famous for its pragmatic approach to soft drugs — that pragmatism should be leveraged to accelerate the end of smoking in the Netherlands by embracing harm reduction for those who smoke.

- 2. Adopts false and misleading claims about the risks of e-cigarettes.** The justification fails to adequately characterise the overwhelming evidence showing e-cigarette use is much less harmful than smoking.^{2,5,51} Suppose policymakers believe e-cigarettes are just as harmful as cigarettes. In that case, their policies will be detrimental to public health by hindering substitution as smokers move from high-risk to low-risk products. It is clear from toxicology and exposure studies that e-cigarettes are, beyond any reasonable doubt, far less harmful than cigarettes. It is simplistic to apply the precautionary principle to use long-term uncertainties to justify excessive regulation. This ignores the substantial body of science suggesting much lower risk and neglects the problem that excessive regulation can cause harm by protecting the cigarette trade, which is known to be highly harmful.
- 3. Draws on irrelevant information about an outbreak of lung injuries in North America.** Without a credible case for harm arising from e-cigarette use, the justification includes distracting and irrelevant references to “EVALI”, an outbreak of severe lung injuries in the US in 2019. EVALI was caused by the addition of a cutting agent, vitamin E acetate, to *illicit cannabinoid* (THC) vape pens.²⁶³ This substance cannot be added to nicotine liquids because it is lipid-soluble, and it would serve no purpose even if it could be added. In a study by the New York State Department of Health,²⁶¹ the analysis of cartridges recovered from patients with EVALI identified vitamin E acetate as a major diluent in 64% of the cannabinoid-containing fluids but in none of the nicotine-containing e-liquids tested. Therefore, there is no other credible evidence of material risks of severe lung injury from vaping nicotine-containing e-liquids.²⁶² In fact, the term EVALI (E-cigarette or Vaping Use-Associated Lung Injury) is a misnomer that may result in the public misperception that nicotine-containing e-cigarettes are the reason for the acute lung injury cases observed in the US in 2019 and 2020.
- 4. Misunderstands “dual-use”.** Concurrent use of e-cigarettes and cigarettes (dual use) should be understood as progress towards reducing smoking or smoking abstinence in most cases. Unless a smoking cessation method is 100% immediately effective, it will mean some continued smoking on the pathway to smoke-free status *whatever method is used*. It is true that some dual users do not see significant reductions in toxicant exposure, but that is likely caused by higher dependence for which dual use is a marker. It is likely that public hostility to e-cigarettes, including from the government, agencies and academics, contributes to users not appreciating the benefits of switching completely. A cause of dual-use-related harm could, in part, be negative statements of tobacco control activists, academics and politicians.

- 5. Asserts a “gateway effect”, but there is more likely to be a diversion away from smoking.** The memorandum claims there is a gateway effect from vaping to smoking. At an individual level, some adolescents will likely start e-cigarette use, but there is also growing evidence that other adolescents who would otherwise have smoked are diverted away from starting to smoke. This diversionary effect is consistent with observed declines in youth smoking prevalence despite the recent increases in e-cigarette use as technology has emerged. The strong correlations between smoking and vaping commonly reported in the literature are partly caused by common liabilities. These are characteristics such as genetics, mental health status, home environment, community, school, etc. that incline a young person both to smoking and to vaping. *Vaping cannot be assumed to cause smoking.* Regulating based on assumptions of a gateway effect where no such effect has been convincingly substantiated is not responsible or “precautionary”. Over-regulation of e-cigarettes, the far safer product, is paradoxical and could prevent e-cigarettes from functioning as a diversion from smoking for young people.^{9,234}
- 6. Takes a simplistic approach to youth risk behaviours and fails to demonstrate benefits to adolescent public health.** The rationale offered is grounded in a naïve account of youth risk behaviours, which do not stop simply because adults in authority disapprove of them or pass laws to prevent them. There is a long and complicated chain of causation from a ban on e-cigarette flavours to improved health, with many possible diversions into perverse and harmful consequences. Legislating to ban something does not make it go away or necessarily cause its existing users to become abstinent – it provokes a variety of responses on the part of consumers. Illicit drugs are subject to prohibitions and strong sanctions yet are still widely used and supplied by criminal enterprises. The proposal lacks justification for the measure as a successful youth-orientated public health intervention. Without realistic insights into youth risk behaviours, the government is likely to regulate in a way that *increases* harm to young people, for example, by tacitly encouraging young people to revert to smoking.
- 7. Ignores perverse consequences of prohibition, even though these are foreseeable.** The case provides little analysis of a range of harmful perverse consequences that could arise from a prohibition of vaping flavours. These are foreseeable yet not foreseen in the justification as presented. They include but are not limited to:

 - Fewer smokers switching to vaping
 - More vapers relapsing to smoking
 - Teenagers smoking instead of vaping
 - More teenagers switching to vaping cannabinoids, such as THC

- Cross-border sales of flavoured e-liquids
- More home mixing of flavoured liquids (with additional risks)
- Black market trade in flavoured liquids and flavoured e-cigarettes
- Workarounds, like selling flavours separately or the use of food flavours
- Loss of legitimate retail and online businesses replaced by criminal networks or exporters from outside the Netherlands or EU

8. Fails to show benefits for adolescents or address concerns it may cause harm to young people. The justification fails to articulate the benefit for youth. It does not show that:

- Flavours play an important causal role in adolescent vaping
- A ban on flavours would reduce adolescent vaping, rather than stimulate workarounds. If reductions in adolescent vaping were achieved as intended, this would translate to a benefit to health and not trigger an uptick in other risk behaviours.

9. Ignores the harmful effects of a vaping flavour ban on adults. Where vaping displaces smoking – both in adults and adolescents – there are health, welfare, and economic gains for the users and for society. These benefits have been largely ignored in the reasoning presented to support the ban. The government's own target is to be smoke-free by 2040 – the substitution of smoke-free alternatives in place of cigarettes will be critical in meeting that target.

10. Creates regulatory protection for the cigarette trade. The case does not recognise that vaping is an alternative to smoking and a pathway for smoking cessation and that flavours are an important part of the experience for adults. In obstructing this pathway and making it practically harder and less attractive for smokers to switch or risking that vapers will relapse to smoking, the proposals amount to a regulatory defense of the cigarette trade. While this is unlikely to be the government's intention, it could be the perverse effect of this proposed intervention. It is quite possible that the e-cigarette flavour ban will protect the cigarette trade and increase smoking, resulting in more disease and death. Nothing in the memorandum provides an adequate counter to these concerns. The government should adopt "risk-proportionate regulation", which encourages producers and consumers to migrate from high-risk to low-risk products, rather than unjustified regulation that will inhibit switching away from smoking.

11. Violates important regulatory principles, including those underpinning the EU internal market. The proposed measure is disproportionate, discriminatory, anti-competitive, and counter to the aims of the EU internal market. A key competitive advantage of e-cigarettes over cigarettes is the availability of diverse flavours (other than tobacco flavour).¹¹⁴ This availability is important because most adult users prefer non-tobacco flavours.^{98,233} The proposed mea-

sure is indiscriminate in banning all but one flavour and does not adequately show that all non-tobacco flavours or descriptors have appeal to youth.

12. Proposes an illiberal policy and fails to recognise a major global public health opportunity. Although it is a political judgment, the measure appears to be excessively illiberal in its intrusion into adults' rights to protect their own health, on their own initiative, and at their own expense – or simply to use nicotine in a much safer way, if they choose to. It sets a precedent for governments to use potential risks to youth to curtail reasonable adult-free choices. The aim should be to use targeted measures to control youth risks, not general measures that target all users. The policy overreacts to relatively minor and manageable risks but denies or ignores a significant opportunity to help millions of smokers radically reduce their health risks. In its role as Chair of the WHO FCTC Conference of the Parties in 2021, the Netherlands should be leading a positive approach to THR.

b. Health Canada (September 2021)

During September 2021, Health Canada also conducted a public consultation on the use of flavours in nicotine vaping products (ENDS).²⁶⁴ Below are the submissions by four public health experts as well as my own:

(i) *Submission by Prof. David Abrams, Prof. Raymond Niaura, Prof. David Swenor and Clive Bates: The case against banning flavours in Canada*²⁶⁵

Summary

Health Canada's case for banning vaping flavours as described in the memorandum supporting the measure is inadequate, and the measure should not proceed on this basis. A realistic evidence-based appraisal would show the measure to be both economically damaging and detrimental to public health. The critical weaknesses are set out in the six sections of this submission and summarised here:

- **Section 1.** The objective, *reducing youth vaping*, is ill-conceived. This would be a poor objective if it meant more smoking among young people, fewer adults switching to vaping, and more adults relapsing to smoking. All these consequences are likely. The objective should be to reduce *harms*, not just modify one behaviour in a mix of tobacco and substance use behaviours.
- **Section 2.** The analysis ignores likely unintended consequences arising from a flavour ban, namely the naive assumption that young people will respond to a

flavour ban by doing nothing or something virtuous instead of vaping. There is a wide range of possible harmful responses to a vape flavour ban, including smoking, other substance use, black market access and participation, home mixing, and various workarounds. These do not feature in the justification.

- [Section 3](#). The justification is based on a flawed understanding of the causes of teenage vaping and the greatly overstated role of flavours. Vaping, like smoking, is not primarily driven by product features like flavours. It arises from deeper causes, such as genetics, mental health, parental influence, community environment, etc. Leaving the deeper causes intact while modifying a superficial influence will just cause a shuffling in the mix of risky behaviours.
- [Section 4](#). The analysis understates or ignores the significant role that vaping and vaping flavours play in smoking cessation and displacement backed by evidence from multiple sources, including clinical trials, observational studies, population data trends, market data and stock analyst insights, economic analyses, and natural experiments, and thousands of user testimonies.
- [Section 5](#). Health Canada has not developed the chain of reasoning necessary to show a flavour ban would have an overall positive effect. It would need to show the flavour ban would positively affect vaping use and uptake, not lead to more adolescent smoking, and would not have adverse effects on adult tobacco use behaviours. This failure is most overt in the cost-benefit analysis.
- [Section 6](#). The cost-benefit analysis on which the justification rests is fundamentally flawed. It is built on a false gateway assumption that teenage vaping leads to adult smoking and that the impact of a vaping flavour ban will reduce future smoking. There is no basis for claiming a gateway effect, and an alternative “common liability” explanation for the data is far more credible. Over 93% of the public health benefits shown in the cost-benefit analysis break-even cases related to avoid *smoking-related impacts*. Yet, the evidence suggests vaping is a substitute for smoking and is more likely to divert adolescents from smoking. Under closer examination, the case falls apart.



(ii) *Submission by Dr. Konstantinos Farsalinos (2 September 2021)*

Comments on the Health Canada order amending Schedules 2 and 3 to the Tobacco and Vaping Products Act (Flavours) and the proposed Standards for Vaping Products' Sensory Attributes Regulations.

Honourable Madam/Sir, Manager of the Vaping Products Division, Health Canada,

As a scientist with an established work and publication record in the field of smoking and tobacco harm reduction, I am sending this letter in order to kindly present my views in relation to the Canadian Federal Government's draft Order to amend the Tobacco and Vaping Products Act.

I welcome the initiative to strengthen the regulatory framework in order to further reduce smoking prevalence in Canada, However, I urge the government to carefully consider the totality of evidence concerning e-cigarettes and to examine the possibility that they are an important part of the solution to the smoking problem. E-cigarettes currently appear to be the method of choice for smokers to quit and can play a significant role in preventing tobacco-related disease and premature death. This product category can literally save lives.

Therefore, it has been most concerning that the Tobacco and Vaping Products Act would restrict flavours in vaping products to only tobacco, mint, and menthol.

It is important to acknowledge the important role that flavoured e-cigarette products are playing in reducing the harm caused by smoking.

From a health perspective, the major distinction between nicotine products is based on the presence or absence of combustion. It is well known that it is smoke, not nicotine, which causes almost all of the smoking-related diseases. Non-combustible products have a clear role to play in reducing smoking prevalence to meet the ambitious objectives set by the government.

On the subject of smoking cessation, there is increasing evidence from randomised controlled trials (RCTs), designed specifically to explore the effects on tobacco smoking, that vaping products (e-cigarettes) can help smokers quit. A Cochrane review published in 2016¹³⁰ concluded that smokers using an e-cigarette were more likely to quit compared to those using a placebo at six months. More recently, an RCT of e-cigarettes versus nicotine replacement therapy (NRT) alongside behavioural support in England, reported an almost two-fold increase in 12-month quit rates with e-cigarettes.³

A survey conducted in 4,618 participants showed that adult e-cigarette users (most of whom were former smokers) were using a variety of different, non-tobacco, flavours.⁹⁶ In another study of >60,000 adult vapers (again most of them were former smokers), the vast majority eventually transitioned to fruit, dessert or candy flavours that do not resemble and did not remind them of the taste and experience of tobacco cigarettes.⁹⁸ This clearly indicates that flavours are



marketed in order to satisfy adult vapers' demand. They appear to contribute to both perceived pleasure and the effort to reduce cigarette consumption or quit smoking. Therefore, implementing regulatory restrictions to flavours could cause harm to current adult vapers. Eliminating flavours in e-cigarettes or applying other restrictions that reduce the attractiveness of e-cigarettes for smokers will defeat their public health purpose, aims and gains already made in smoking cessation.

Moreover, policies restricting access to flavours are unlikely to achieve their stated goals and are likely to have unintended consequences. A "flavour ban" may increase teen harm. There is broad agreement that no one wants underage persons to vape. Concerns have been raised from data in the US that teen e-cigarette use has increased over the years. However, most use is infrequent, experimental, and largely confined to teens with a smoking history.²⁶⁶

Furthermore, the increase in experimental e-cigarette use has coincided with the largest reduction in teen smoking rates, which are now at historically low levels. Flavours are only the third most prevalent reason for e-cigarette use among US teens.

But even if a flavour ban does marginally reduce illegal behaviour,

I need to ask – how many adult lives are we willing to put at risk, and how many smokers will miss the opportunity to reduce their health risks in order to achieve that goal? A recent study found that non-tobacco flavours were no more associated with youth smoking initiation than using tobacco flavours but were associated with increased adult smoking cessation.⁸ Additionally, a flavour ban would not prevent teens who want to engage in such a behaviour from seeking other legal sources of flavours, such as products used by the food industry. This will in fact create an uncontrolled market in terms of product quality and regulation. Other studies have reported that restrictions in e-cigarette availability might even promote smoking.^{267,268} Ultimately, there is insufficient evidence that a flavour ban will reduce underage vaping, but there is evidence that such bans might not achieve that goal and could harm adult smokers. The European Union has an established regulatory framework on e-cigarettes, which includes a ban on sales to youth. The best approach that would prevent unintended consequences is undoubtedly the strong implementation and enforcement of the current regulation concerning the sales ban on youth.

In addition, as is the case across the globe, there are many smokers in Canada who are unable or unwilling to quit, not least of all the poorest and most disadvantaged in society who find smoking cessation the most difficult. This large group, including those suffering from mental illness, would benefit from switching to smoke-free products. In this regard, it is critical that adult smokers can be informed about these innovative products and receive balanced, reliable, and accurate information about their relative risks.

However, subjecting e-cigarettes and other combustion-free products to the same restrictions as combustible cigarettes can have unintended con-



sequences. It is practically misinforming smokers about the relative risks of e-cigarettes compared to tobacco cigarettes, discouraging them from making the switch, and will eventually favour the tobacco industry. How is this possible? As articulated by the Royal College of Physicians²: "If [a risk-averse, precautionary] approach also makes e-cigarettes less easily accessible, less palatable or acceptable, more expensive, less consumer friendly or pharmacologically less effective, or inhibits innovation and development of new and improved products, then it causes harm by perpetuating smoking." (Section 12.10 page 187).

A horizontal implementation of similar restrictions on e-cigarettes as for tobacco cigarettes also defies the risk proportionality principle, a fundamental approach in preparing public health regulatory frameworks, and is contradictory to the overwhelming evidence on the lower harm potential of e-cigarettes compared to smoking. Such a proposal is likely to result in net public health harm and will harm the smoking population.

Finally, may I reiterate that whilst I welcome tighter restrictions on cigarette smoking, banning flavoured e-cigarettes will discourage smokers from switching, which leads to the unintended consequence of continuous and prolonged smoking. Instead, the authorities should focus on successfully enforcing the current regulatory framework, which includes a ban on the sales of these products to youth.

I respectfully ask the government to carefully assess the role of flavours in non-combustible products such as e-cigarettes, specifically in reducing smoking prevalence and preventing tobacco-related disease and death. I would welcome the opportunity to contribute to any consultation, should you decide to organise such type of event.

Note In my email, I also attach the draft of an online cross-sectional survey of almost 70,000 US adult e-cigarette users, examining patterns of e-cigarette flavour use.⁹⁸ The study was submitted to the US FDA advance notice of proposed rulemaking (ANPRM), which was issued in 2018 in order to obtain information related to the role that flavours play in the population's use of tobacco products.

Yours sincerely

Konstantinos Farsalinos, MD, MPH

External Research Associate University of Patras,
Greece School of Public Health, University of West
Attica, Greece Highly Cited Researcher 2019

7. CONSUMER DIMENSION: WHAT DO CONSUMERS SAY ABOUT FLAVOURS?

Consumers have not been given a seat at the table in the debate on the role of THR in tobacco control. This dimension must be rectified.

In this section, the compelling testimony of users/consumers of flavoured ENDS are included. These testimonies should be used in building a case from a consumer point of view, drawing on multiple strands of evidence (forensic, phone records, identification, financial records, witnesses, etc.).

Below, I provide links to thousands of consumer testimonials, of how (flavoured) nicotine vaping products have improved their quality of life, and in many cases saved them from premature death. I count as one of those consumers!

To demonstrate the general views of consumers, I selected a number of consumer and other health advocates' views on flavours in various parts of the world.

a. **Netherlands Consultation on E-Cigarettes (Overheid.nl)**

Consumers and Consumer Advocates

A public consultation on e-cigarette use and the introduction of a flavour ban in the Netherlands was published in December 2020.²⁶⁹ The consultation was organised by the Dutch Ministry of Health, Welfare and Sport and conducted by the Trimbos Institute. Several tier 1 and tier 2 consumer advocates and public health influencers sent submissions detailing their opinions on the proposal. Michael Landl, Director of the World Vapers' Alliance, [argued against the implementation](#) of a flavour ban. He stated that “[f]lavoured vaping is a smoking cessation option that significantly reduces harm to the user while increasing the likelihood of success.”²⁷⁰

Lorenzo Montanari, Executive Director of the Property Rights Alliance and VP of International Affairs for Americans for Tax Reform, said, “[b]anning flavours may lead to continuous and prolonged smoking, as it would damage a harm reduction tool... [b]anning vape flavours practically misinforms smokers about the relative risks of e-cigarettes and limits the usefulness of vaping as a tobacco harm reduction tool.”

²⁷¹ His full submission can be read [here](#).

A third tier 1 contributor was Maria Chaplia, Research Manager at the Consumer Choice Centre. She said, “[a] nationally representative longitudinal study of over 17,000 Americans, over a five-year period, showed that adults who used flavoured vaping

products were more likely to quit smoking cigarettes when compared to vapers who consumed tobacco flavoured vaping products. When comparing the two groups, those who use flavours and those who use tobacco flavours, vapers that used flavours were 2.3 times more likely to quit smoking than those vaping tobacco flavoured products.”²⁷² She added that adults find vaping more satisfying than smoking when there are flavours. Her full submission can be read [here](#).

Public Health Advocates

Dustin Dahlmann, Chairman of the Independent European Vape Alliance, said, “[f]lavours other than tobacco are a significant factor of success for smokers in their attempts to quit smoking.” He particularly criticised the misconception that flavours lead to youth uptake. “E-liquids with flavours other than tobacco are not a gateway to youth uptake of smoking. No evidence substantiates the association between vaping flavours and subsequent smoking initiation,” he wrote.²⁷³ His full submission can be read [here](#).

Several public health advocates, including Clive Bates, David Abrams, Konstantinos Farsalinos, Lynne Dawkins, Jean-Francois Etter, Peter Hajek, Ron Borland, Jacques Le Houezec, Lion Shahab, Karl Erik Lund, Raymond Niaura, David Sweanor and Umberto Tirelli sent in a [joint submission](#). In it, they argued that a flavour ban pushes a “war on drugs” against nicotine, relies on false and misleading claims about e-cigarettes, ignores harmful effects of flavour bans on adults, and makes claims about youth vaping and the “gateway” effects.²⁷⁴

In [his submission](#), Christopher Snowdon, Head of Lifestyle Economics at the Institute of Economic Affairs, said, “[u]nflavoured e-cigarette fluid is rarely consumed by vapers. ‘Tobacco’ flavour only vaguely resembles the taste of smoked tobacco and is an artificial flavour like any other. Some vapers like it, others do not. To encourage smokers to switch to vaping, it is important to have a wide range of flavours available.” He added that few vapers cite flavours as a reason to start vaping, explaining that smokers turn to vaping and then continue to vape because of the wide variety of flavours available.²⁷⁵

Riccardo Polosa at the Centre of Excellence for the Acceleration of Harm Reduction said, “[a] flavour ban cannot substantially decrease youth use of e-cigarettes because curiosity is the primary motivation for youth to experiment with e-cigarettes.” Polosa went on to write that “[a] flavour ban will certainly reduce the number of adults who will successfully quit smoking by substituting e-cigarettes for cigarettes. A US study calculated that adults under 55 years old who used non-tobacco flavoured e-cigarettes were 228% more successful at quitting smoking than adults who used tobacco flavoured e-cigarettes.

Another study found that adults who quit smoking with flavoured e-cigarettes were 283% more successful at being quit for one year or more than adults who used tobacco flavoured e-cigarettes.”²⁷⁶ His full submission can be read [here](#).

b. EU SCHEER report on e-cigarettes

Consumer Advocates

In 2020, SCHEER published a report that argued against the health benefits of e-cigarettes.²³² In this report, they called for public consultation submissions. Several tier 1 and tier 2 consumer advocates and public health influencers submitted their opinions. The World Vapers' Alliance [published a report](#) that criticised several points that SCHEER made.²⁷⁷ Regarding flavours, they said, “[f]lavoured vapes are crucial tools for adult smokers to quit smoking. They have achieved what legislation and taxation could not. By not reminding vapers of the taste of tobacco, flavours are more likely to keep people off traditional cigarettes.”²⁷⁷

The European Tobacco Harm Reduction Advocates' [submission](#) argued that flavours are a necessary component of smoking cessation. “Attractive flavours are critical factors in the effectiveness of e-cigarettes for smoking cessation, also why NRT products come in a range of fruity and mint/menthol flavours.”²⁷⁸

The Consumer Choice Centre's [submission](#) to the public consultation said flavours play a key role in helping smokers quit and the legislation must reflect that.²⁵⁴ “Survey results from the [longitudinal survey study from Yale School of Public Health](#)⁸ found that ‘relative to vaping tobacco flavours, vaping non-tobacco flavoured e-cigarettes was not associated with increased youth smoking initiation,’ they wrote. “But was associated with an increase in the odds of adult smoking cessation.”²⁷⁹

Public Health Experts

Clive Bates' [submission](#) to the consultation criticised SCHEER's suggestion that the attractiveness of flavours is bad. He argued that flavours being attractive is a good thing because it draws smokers away from traditional cigarettes and towards vape products. He said, “[i]n a situation where 26% of EU adults are smoking and approximately 700,000 dying as a result annually, the availability of an attractive low-risk alternative provides options for smokers to switch and greatly reduce their personal risk – on their own initiative and at their own expense *because they find the idea attractive*.”²⁸⁰

c. Health Canada consultation on ENDS / nicotine vaping products

Consultation on proposed vaping products' flavour regulations and order was an online consultation, which closed on 2 September 2022.²⁸¹



Public Health Advocates

As mentioned before, Clive Bates [published a response](#) from himself, Professor David Abrams, Professor Raymond Niaura and Professor David Swenor. In the 17-page document's six sections, they argued that the objective was ill-conceived, the analysis ignored the unintended consequences, the justification for such a move was based on a flawed understanding of teen vaping, the analysis understated or ignored the role vaping and vaping flavours play in smoking cessation, Health Canada had not shown that such a move would be of overall benefit, and the cost-benefit analysis is flawed. "Health Canada's case for banning vaping flavours as described in the memorandum supporting the measure is wholly inadequate, and the measure should not proceed on this basis. A realistic evidence-based appraisal would show the measure to be both economically damaging and detrimental to public health," they wrote.²⁶⁰



8. UNINTENDED CONSEQUENCES OF FLAVOUR BANS (IN ENDS / NICOTINE VAPING PRODUCTS)

If flavour bans were to be considered by national regulators to help stop youth initiation of vaping, they need to be aware of the possible unintended consequences of such bans. Given the known harms of smoking, it is unclear why a government or public health authorities would wish to intervene to regulate e-cigarettes in a way that degrades the competitive advantage of e-cigarettes relative to cigarettes and provides anti-competitive support for the cigarette trade. The Royal College of Physicians (London) [explained this issue](#) (Section 12.10, p.3)²:

However, if [a risk-averse, precautionary] approach also makes e-cigarettes less easily accessible, less palatable or acceptable, more expensive, less consumer friendly or pharmacologically less effective, or inhibits innovation and development of new and improved products, then it causes harm by perpetuating smoking. Getting this balance right is difficult.

a. **Potential unintended consequences of flavour bans (in ENDS / nicotine vaping products)**

Clive Bates, from [Counterfactual Consulting](#), explains how such measures could perpetuate smoking and related harms include²⁶⁰:

- *Reduced adult smoking cessation.* Adult smokers are at far greater and more immediate risk of serious disease than any teenage vaper. If Canada wishes to address the Sustainable Development Goal objective to reduce non-communicable disease burdens by one-third by 2030, it will need a relentless focus on adult smoking cessation. The harms avoided by a middle-aged adult quitting smoking are two orders of magnitude greater than the harm avoided by preventing vaping in an adolescent who would not have otherwise used nicotine.
- *Harm to adolescents arising from adult smoking.* The smoking behaviour of parents or other significant adults causes harm to young people through role-model effects that transmit smoking prevalence between generations, welfare and economic impacts on the family, caring burdens and grief associated with death or incapacitation, and direct exposure to tobacco smoke. The most disadvantaged young people (those most likely to smoke) benefit from the availability of attractive vaping products as an option for quitting smoking later in life.

- *Reduced adolescent smoking cessation.* If vaping enters into the mix of young adult tobacco-use behaviour, it might be beneficial, if they would otherwise be smoking.
- *Reduced diversion of young people from smoking at initiation or soon after.* Population-level evidence shows that vaping functions as a diversion from smoking for young people in the US. This is consistent with observed US adolescent population trends. Policies that reduce adolescent vaping will likely reduce the impact of a diversionary effect and so cause a relative increase in smoking and harm.
- *Increased black market activity.* A black market of unregulated versions of prohibited products will inevitably form, the question is how large and how quickly it will grow. Even if smaller than the current legitimate market, it will be more harmful, increasing exposure of young people to a range of illegal substances and criminal networks as well as unregulated vaping products. A ban on vaping flavours could, via contact with criminal networks, become a gateway to cannabis, opioids and criminal engagement. Entrepreneurial young people will also be empowered to source and sell prohibited products for which there is continuing demand, thus entering criminal supply chains as economic actors.
- *Increase in informal, do-it-yourself, home mixing of flavours.* Bans on flavours will increase risks arising from poor hygiene and experimentation with risky ingredients, including a wholesale trade in high-strength nicotine liquids that would not be permitted or needed in the normal consumer environment.
- *Workarounds.* Sales of flavour agents will continue as additives to food or drink or for purposes like aromatherapy. To the extent these are successful and widespread, they may mitigate some of the harms listed above while further illustrating the lack of feasibility for these regulations.

b. Landmark Studies: Impact of flavour bans on usage and smoking cessation

Landmark study by Abigail Friedman:

In 2018, San Francisco voters overwhelmingly approved a ballot measure to ban flavoured tobacco products.²⁸² Whilst this was initially celebrated by many public health advocates, it was later revealed in a study to have had unintentionally deleterious consequences: an increase in youth smoking since the flavour ban was implemented (Table 8). Published in 2021, Associate Professor Abigail Friedman's study provided a scientific basis for the "unintended consequences" of flavour bans: "San Francisco's flavour ban was associated with more than doubled odds of recent smoking among

underage high school students relative to concurrent changes in other districts (adjusted odds ratio, 2.24 [95% CI, 1.42-3.53]; P = .001)."⁹

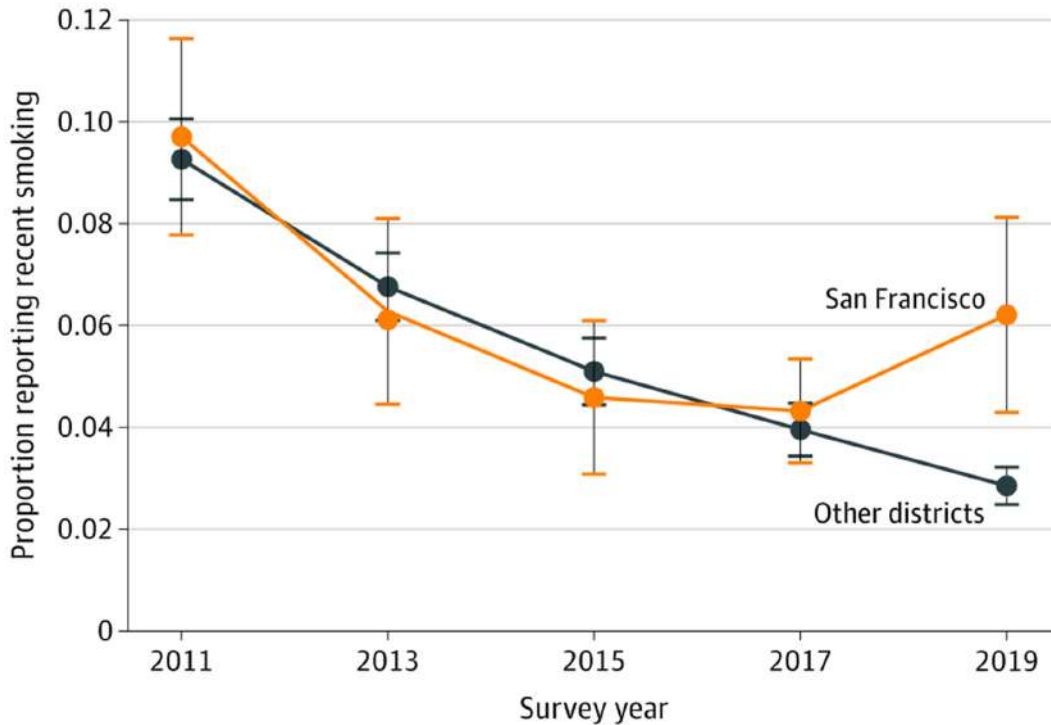


Table 8: Past-30-Day Smoking Trends Among High School Students Younger Than 18 Years.⁹

- **Lost opportunity to help more smokers quit cigarettes**

Adults who vape non-tobacco flavours are over two times more likely to quit smoking than those who vape tobacco flavours: “Vaping non-tobacco flavours was no more associated with youth smoking initiation than vaping tobacco flavours (AOR in youth, 0.66; 95% CI, 0.16-2.76; P=0.56) but was associated with increased adult smoking cessation (AOR in adults, 2.28; 95% CI, 1.04-5.01; P=0.04).”⁸

- **Illicit trade: People resort to the Black Market to acquire flavours**

In the Consumer Choice Centre’s ‘Why Vape Flavours Matter’ report,²⁵⁵ the authors stated, “As prohibition always does, a ban on flavoured vaping products creates an incentive for some to continue to offer those products illegally. While this might sound far-fetched to some, investigations in the states of New York, New Jersey, and Massachusetts have already shown that a booming black market has emerged in response to flavour bans.

Massachusetts authorities have publicly stated that the state’s flavour ban will inflate the size of their illicit tobacco market, which is more than \$10 billion.”²⁵⁴ The report drew on evidence of this phenomenon from New York State: “One e-liquid manu-

facturer in New York State, who told Filter he acquired 10 gallons of liquid nicotine before the state ban became a reality, just leased a new property to produce and sell his homemade flavours to his hundreds of established customers. 'I'm set for a few years,' he claimed."²⁸³

And from Sydney, Australia: "One criticism of these proposed restrictions is they could produce unintended consequences, such as the spawning of black markets or migration to tobacco. Rachel, a 24-year-old from Sydney, told The Feed that she'd rather just buy tobacco, despite transitioning to an e-cigarette eight months ago over health concerns, than have to hassle with sourcing liquid nicotine."²⁸⁴

- **People cross borders to buy flavours in legal jurisdictions**

A further caution on flavour bans from the Consumer Choice Centre's report²⁵⁵: "In many instances, consumers will respond to a flavour ban by purchasing their preferred flavoured products in jurisdictions where they are legal, across state or national borders, and bringing them home. This is especially true for populations located nearby alternative jurisdictions and with open travel (US states, the EU).

For example, the US state of Massachusetts recently banned all tobacco and vaping flavoured products. As a result of the ban, consumers en masse purchased those products in the nearby states of New Hampshire and Rhode Island (which do not have similar bans). The size of that consumer shift was considerable. New Hampshire's flavoured product sales jumped as high as 150%, generating an additional \$9 million more in tax revenue when compared to the previous year (before the Massachusetts ban). Rhode Island's flavoured product sales jumped as high as 157% generating \$5.7 million in additional tax revenue. It is reasonable to assume that consumers in similarly situated jurisdictions will respond by simply purchasing those prohibited products in legal jurisdictions."²⁵⁴

Landmark study by Gravely et al

The International Tobacco Control Project Four Country Smoking and Vaping (ITC 4CV) Survey is a cohort study of parallel online surveys conducted in Canada, the US, England, and Australia. Lead author, Shannon Gravely reported that²⁸⁵:

- The majority of vapers who use non-tobacco flavoured nicotine vaping products oppose flavour restrictions.
- Predicted behavioural responses to a hypothetical nicotine vaping products flavour ban were mixed and largely varied by smoking and vaping status as well as the level of support of a flavour restriction policy.
- Most vapers said that if non-tobacco flavours were banned, they would either continue vaping an available flavour or find a way to get banned flavours.

9. CONCERNS THAT NEED TO BE ADDRESSED

a. ENDS / E-cigarette use by never smokers and youth

Scientists and regulators are particularly sensitive about youth. Smoking, or use of any substance, is undesirable for this age group. Despite the bans on the sales of tobacco cigarettes that have been implemented throughout the world, youth still initiate smoking. Smoking prevention should be the priority for this age group. There is reasonable concern about the use of e-cigarettes by never smokers. Studies examining the smoking status of adult e-cigarette users show that they are predominantly current or former smokers. In the latest analysis in the UK, 2.9% of current e-cigarettes were never smokers, representing 0.3% of the never smoking population.¹³⁸ In the EU, only 0.2% of never smokers were using e-cigarettes in 2014, with daily nicotine use being rare (0.04%).^{39,139} Similar patterns of use have been observed in the adult US population and in other countries.^{56,286-293} Therefore, current evidence suggests that the pattern of e-cigarette use by adults is favourable for public health since the products are not appealing to never smokers. Obviously, continuous monitoring is needed to rapidly identify any changes in the use patterns.

Another issue that has generated a lot of controversy is the use of e-cigarettes by adolescents. In 2016, the US Surgeon General declared that e-cigarettes are a major public health concern in a report presenting a large increase in ever use among adolescents from 2011 to 2016.²⁹⁴ Findings from two large surveys of US youth were presented, the National Youth Tobacco Survey (NYTS) and the Monitoring the Future study.²⁹⁵⁻²⁹⁸ While ever and current (past 30-days) use has increased over time, the report failed to discuss in detail the frequency of use and the past and current smoking history of e-cigarette users. Differentiating experimentation from regular use is important both for health risk and for the likelihood to become long-term users. Nicotine use is also important in determining the dependence potential. The 2014 NYTS found most e-cigarette users had also used other tobacco products, while frequent use by never smokers was rare.²⁹⁹ Similar findings were reported in an analysis of the 2014 Monitoring the Future survey.³⁰⁰ Additionally, most adolescent users were not using nicotine-containing e-cigarettes.³⁰⁰ Data from the 2015 NYTS revealed that, while 11.1% of US youth reported having used an e-cigarette at least once in the past 30 days (i.e. current users) only 1.7% had used an e-cigarette on at least 20 of the past 30 days (i.e. frequent users).³⁰¹ More importantly, only 0.3% of never-smoking youth reported using e-cigarettes for at least 20 of the past 30 days, with only 0.2% using them daily.

In 2018 and 2019, 0.44% and 1.38% of never-smoking youth reported using e-cigarettes frequently.^{135,266} Smoking youth were 17 times more likely to be current e-ciga-

rette users compared with never-smoking youth.^{135,266} Another issue that can create confusion relevant to the use of e-cigarettes, as reported in US population surveys, is the use of these devices to inhale marijuana. This has been a recent trend in the US, and a recent study showed that up to almost 70% of e-cigarette users have ever used marijuana in an e-cigarette.²⁶⁶ Unfortunately, the survey only examined ever marijuana use; thus, it is not possible to determine what proportion of participants may be using e-cigarettes predominantly or exclusively for marijuana use. Results from the Monitoring the Future study, another school-based national survey in the US, though, indicate that there is substantial overlap among use of marijuana, cigarettes and e-cigarettes.³⁰² A recent study concluded that the data from 2017, 2018 and 2019 NYTS reported that dependence on e-cigarettes remained rare in youth who had never used any other tobacco product. Similar findings of considerable experimentation among youth but little regular use has been observed in UK adolescents.^{303,304} An analysis of five cross-sectional surveys in the UK reported that most e-cigarette experimentation did not translate into regular use, while levels of regular use in young people who have never smoked were low.³⁰⁴

Another crucial research question is whether e-cigarettes may act as a gateway to or a gateway from smoking in never smoking adolescents. There is evidence that e-cigarette use at baseline is associated with subsequent smoking.³⁰⁵⁻³⁰⁹ A meta-analysis estimated e-cigarette use may increase by three- to four-fold the odds of using tobacco cigarettes.³¹⁰ While the authors concluded that there is a causal link, mainly because temporality was established, a reverse temporal association has also been observed. Leventhal et al³⁰⁵ reported that baseline ever use of a combustible tobacco product was positively associated with e-cigarette use at both six- and 12-month follow-ups. An alternative explanation to the gateway hypothesis is that common factors could lead to both e-cigarette and tobacco cigarette use. Such factors include sensation seeking, impulsivity and a tendency to engage in risky and controversial behaviours, which could predispose youth to try both e-cigarettes and tobacco cigarettes.³¹¹ This refers to the common liability model,^{312,313} which could explain the tendency of young people to experiment with smoking and e-cigarettes. Further support for the common liability theory comes from data consistently showing a marked decline in smoking rates from 2011 to 2020, despite the growing e-cigarette use experimentation.³¹⁴ Continuous monitoring of smoking and e-cigarette use rates by youth is needed in order to determine whether they act as a gateway to smoking or as a distraction from smoking.

b. Safety aspects of flavours in ENDS/nicotine vaping products

An example of compounds that are safe for ingestion but raise safety concerns when inhaled are diacetyl and acetyl propionyl. Diacetyl, also called 2,3-butanedione, CAS 431-03-8, (Figure 7, below) is a diketone. It is a volatile liquid and has a boiling point of 88°C.³¹⁵

It has a low odour threshold concentration, approximately 0.05 to 4 µg/L in water^{315,316} and 0.01 to 0.02 ppb in air.³¹⁷ It provides a buttery and creamy flavour. It is naturally found in foods and is also used as a synthetic flavouring agent in butter, cocoa, caramel, dairy products, coffee and alcoholic beverages,³¹⁸ but it is also produced endogenously.³¹⁹ There are many ways of producing diacetyl synthetically.^{315,319} It is also a by-product of fermentation. In mammalian cells, diacetyl is metabolised to acetoin by diacetyl reductase. This enzyme is present in rat liver, kidney and respiratory epithelium.^{315,320-323} Additional metabolic pathways exist in the lungs.^{324,325}

Acetyl propionyl, also called 2,3-pentanedione, CAS No. 600-14-6, (**Figure 7**, below) is also an α-diketone. It is a yellowish liquid with a boiling point of 108°C.³¹⁵ Its odour threshold concentration is 0.01-0.02 ppb in air and 30 µg/L in water. It provides a buttery flavour. It also occurs naturally in meat, seafood, fruits and alcoholic beverages.¹¹² Synthetically, it can be produced by different methods.³¹⁵ In mammalian cells, it is metabolised diacetyl reductase.³²⁰

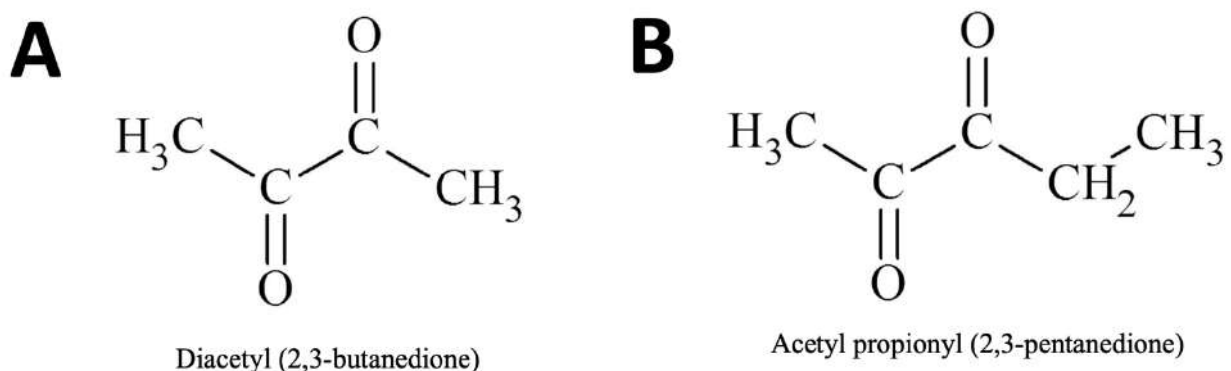


Figure 7: Chemical structures of diacetyl (A) and acetyl propionyl (B).

Both compounds are considered safe for ingestion but there are concerns about their local effects on the lungs when inhaled. It has been suggested that diacetyl inhalation may be associated with the development of bronchiolitis obliterans, a condition characterised by irreversible alterations in bronchioles that lead to concentric narrowing, or even complete obliteration, of the airway lumen.

Bronchiolitis obliterans is a clinical condition associated with chronic allograft dysfunction after lung transplantation.³²⁶ It is diagnosed by lung biopsy, but diagnosis may be missed because of the patchy distribution of lesions.³²⁷⁻³²⁹ It has also been observed after lung infections or exposure to chemicals.^{294,330,331}

A clinical condition suggestive of bronchiolitis obliterans was observed in workers at a manufacturing plant producing diacetyl.³³² In May 2000, some workers at a plant producing microwave popcorn were diagnosed with bronchiolitis obliterans.³³³ An association between diacetyl inhalation in the occupational setting and lung disease

was first suggested in 2002.³³⁹ Other cases of bronchiolitis obliterans were identified in another facility.³³⁴ Several other studies have examined the link between exposure to buttery flavours and the development of respiratory dysfunction, especially in the microwave popcorn industry.³³⁴⁻³⁴⁰ Due to this, the condition was named “popcorn worker’s lung”. Most cases were diagnosed based on clinical criteria instead of lung biopsy. However, the studies also found a higher prevalence of respiratory dysfunction, without the development of bronchiolitis obliterans, in workers who have been exposed to buttery flavours.

Experimental studies in animals examined whether diacetyl exposure leads to lung damage. Diacetyl inhalation caused damage to the nasal and respiratory epithelium in rats, as well as necrotising rhinitis and inflammation.³⁴¹ Similar findings were reported in mice.³⁴² The intratracheal instillation of large doses of diacetyl resulted in the development of bronchiolitis obliterans.³⁴³

In vivo animal experiments of exposure to acetyl propionyl were also performed since it was subsequently used by the food flavouring industry instead of diacetyl.³⁴⁴ Bronchial fibrosis, inflammation and increased airway reactivity was observed as a result of exposure to the compound.³⁴⁵⁻³⁴⁸ However, it is unclear how these effects can be translated to human effects.

The data led to the implementation of acceptable occupational exposure limits in order to protect workers (Table 3).³¹⁵ The US National Institute for Occupational Safety and Health (NIOSH) reported that the established limits would be associated with a 1 in 1000 excess prevalence of pulmonary dysfunction after 45 years of exposure. The European Commission has also published recommendations for occupational exposure to diacetyl, setting limits that were higher than those set by NIOSH.³⁴⁹ In 2012, the American Conference of Governmental Industrial Hygienists adopted threshold limit values for diacetyl, including a 15-minute STEL of 0.02 ppm (70 µg/m³) and an eight-hour time-weighted average of 0.01 ppm (35 µg/m³).³⁵⁰

Organization	Exposure time	Acetyl propionyl	Diacetyl
ACGIH	15 min STEL	not available	0.02 ppm (70 µg/m ³)
	8h TWA	not available	0.01 ppm (35 µg/m ³)
European Commission	15 min STEL	not available	0.1 ppm (350 µg/m ³)
	8h TWA	not available	0.02 ppm (70 µg/m ³)
OSHA	15 min STEL	not available	not available
	8h TWA	not available	not available
NIOSH	15 min STEL	0.031 ppm (127 µg/m ³)	0.025 ppm (88 µg/m ³)
	8h TWA	0.0093 ppm (38 µg/m ³)	0.005 ppm (18 µg/m ³)

Table 3: Regulatory limits for occupational exposure to diacetyl and acetyl propionyl.³¹⁵

Diacetyl and acetyl propionyl are also detected in tobacco cigarette smoke, with concentrations depending on the puffing regimes.³⁵¹⁻³⁵³ However, it was found that they are produced due to pyrolysis rather than emitted due to their use as flavouring additives. Thus, smoking exposure to diacetyl and acetyl propionyl cannot be avoided.

In 2014, a study analysed 159 liquids for the presence of diacetyl and acetyl propionyl.^{111,354} Most of the samples were sweet - flavoured liquids, where diacetyl and acetyl propionyl are more likely to be used. Diacetyl or acetyl propionyl was found in most of the samples tested. However, cigarette smoke contains 100-fold and 10-fold higher levels of diacetyl and acetyl propionyl, respectively, compared to e-cigarette aerosol. Both compounds were readily delivered to the aerosol of an e-cigarette, without any indication of additional production due to liquid heating. Therefore, exposure can be avoided if these compounds are not used as flavouring additives. Another study measured the levels of these compounds in 51 e-cigarette products.³⁵⁵ Both compounds were found in most of the samples but at much lower levels compared to the previous study.

Some scientists doubt that there is a link between diacetyl inhalation and the development of bronchiolitis obliterans. This is based on the fact that smokers are exposed to high levels of diacetyl but do not develop bronchiolitis obliterans.³³⁶ Some researchers examining lung function in workers exposed to diacetyl found that non-smokers had a higher prevalence of airway obstruction compared to smoking workers.^{329,338} These findings could even suggest that smoking may be protective.³²⁹ However, cigarette smoke contains several respiratory toxins that may act synergistically and cause different lung pathologies such as chronic obstructive lung disease, which has a prevalence of 15.4% in smokers.³⁵⁶

Moreover, the condition is often misdiagnosed since lung biopsy is the gold standard for identifying the condition, while many smokers have histopathological features of respiratory bronchiolitis in post-mortem examinations.³⁵⁷

In conclusion, there is some concern that diacetyl and acetyl propionyl inhalation through e-cigarettes may be harmful, even though, to date, no such case has been identified among millions of users. While exposure through smoking is unavoidable, the source for these compounds in e-cigarettes is through their use as flavouring additives, while further production from thermal decomposition is not expected to meaningfully increase exposure.³⁵⁴ While further research is needed, a precautionary approach of removing these compounds from the list of ingredients suitable for e-cigarette liquids may be warranted.

10. REGULATORY CONSIDERATIONS

For e-cigarettes to be an effective harm reduction and tobacco cessation public health strategy, a robust and proportionate regulatory framework is a requirement. The best example of a comprehensive and fully implemented regulatory framework on e-cigarettes exists in the EU: The Tobacco Products Directive (TPD), promulgated in 2014, and adopted into national legislation of all member states in 2016.¹¹² The TPD integrates e-cigarettes into the regulation for tobacco products, but under a separate section that does not classify them as tobacco products. This is appropriate because they do not contain any tobacco. While nicotine in e-cigarettes is derived from the tobacco plant, as is nicotine in pharmaceutical NRTs, this cannot scientifically justify the classification as a tobacco product in the same way that biodiesel cannot be considered a vegetable product because it is derived from plants.⁴⁴ For specific cases, the TPD allows the regulation of e-cigarettes as medicinal products, but in almost all cases they are marketed as consumer products. E-cigarettes are excluded from many of the restrictions on combustible tobacco products, including the prohibition of flavours and the placement of health warning messages and pictorials on the packaging. The regulation includes quality standards, nicotine concentration and volume limits in e-cigarette liquids and prefilled cartridges, marketing restrictions, and a defined registration process for all products. Product sales are monitored and reported to an adverse effects registry. To minimise the uptake of e-cigarette use by youth, the regulation includes a ban on sales to minors below the age of 18. The TPD is continuously assessed with the goal of revising it every few years based on the monitoring process. The TPD, although not perfect, is realistic and largely applicable to any other country.

The UK has adopted a more aggressive approach in supporting e-cigarettes in a THR strategy. The National Institute of Clinical Excellence actively recommends that healthcare workers advise smokers about the potential utility of e-cigarettes as smoking cessation modalities,³⁵⁸ while the UK Parliament Science and Technology Committee recommended an even more liberal regulatory framework for e-cigarettes in order to further strengthen their effect as a smoking cessation measure.³⁵⁹ These positions indicate the acceptability of current evidence on safety and efficacy of these products and the valuable prospects of strengthening the tobacco control measures through a harm reduction strategy with e-cigarettes.

In that respect, regulatory initiatives for electronic cigarettes should follow 6 basic principles, presented in **Table 4**.



- a. Regulation for electronic cigarettes, including flavours, should be risk proportionate.** This represents the only proper approach to the regulation of any product. Evidence on risk determines the levels of restrictions that need to be implemented. As presented above, there is compelling evidence on the very low risk of e-cigarettes, especially when compared with the devastating effects of smoking.
- b. Regulation for e-cigarettes, including flavours, should be realistic and ensure product quality.** It would make little sense to create a regulation that would be expensive or difficult to comply. This would result in the elimination of e-cigarettes and the creation of an uncontrolled black market. Both consequences will end-up protecting tobacco cigarette sales, while no quality standards can be expected from black market products.
- c. Regulation should ensure that e-cigarettes, including flavours, do not target never-smokers and youth.** This can be ensured by introducing a ban on the sales of e-cigarettes to people below 18 years old (with heavy fines for those violating this rule), specific regulatory restrictions (but not ban) on advertising and marketing, and proper education that e-cigarettes should be used as smoking substitutes only.
- d. Regulation should create a competitive advantage for e-cigarettes compared to tobacco cigarettes.** Flavours contribute towards consumer acceptance and should therefore not be excluded for adult smokers. Unfortunately, tobacco cigarettes are very cheap to make and generate a lot of profits for the industry. E-cigarettes are technology products; thus, they are by definition, more expensive to produce than tobacco products. Regulation should ensure that smokers are motivated to switch to e-cigarette use and completely quit smoking. Therefore, taxation policy should ensure that they are cheaper than tobacco cigarettes. Additionally, smokers should have easier access to e-cigarette products than to tobacco cigarettes. Marketing and advertising bans should be implemented for tobacco cigarettes, while regulated and carefully controlled marketing for e-cigarettes is essential in order to target, inform and educate smokers about the existence and value of e-cigarettes in improving their health. Products should contain enough nicotine; otherwise, smokers will continue to smoke in order to obtain the nicotine they need.
- e. Regulation should classify e-cigarettes as consumer products with specific rules, safety standards and restrictions, including for flavours.** The success of e-cigarettes as smoking substitutes is based on their use as consumer products. They are used according to smokers' preferences and needs, while product choice also depends on personal taste and preference. This can only be ensured through a regulatory framework of characterising e-cigarettes as consumer products with the restrictions mentioned above.

- f. Regulation should allow innovation and development of better and even safer e-cigarette products, including for flavours.** Being technology products, e-cigarettes have evolved at a rapid pace in recent years. Currently available products are safer and more effective as smoking substitutes than the products available a few years ago because of using better materials, providing a better experience for smokers, and being more effective in alleviating smoking cravings.

Table 4: Regulatory perspectives on e-cigarettes.

Regulatory rules	Rationale – evidence	Benefit
Classification		
Different classification for e-cigarettes vs tobacco cigarettes.	E-cigarettes do not contain any tobacco. Nicotine has minimal adverse health effects. The lack of combustion is a main determinant of the risk difference between tobacco cigarettes and e-cigarettes.	It will be easier for smokers to understand the difference in function and risk between the products
Different restrictions on e-cigarette use vs smoking.	Restrictions should be based on a risk continuum and be evidence based. For example, while banning smoking in closed public places is scientifically justified, current evidence suggests no substantial health harm from second-hand exposure to e-cigarette aerosol.	Smokers will better understand the difference in risk between products and might be more motivated to quit by switching to e-cigarette use.
Product quality		
Reasonable quality standards for e-cigarette products.	While e-cigarettes do not involve combustion, this cannot justify the liberal use of any chemical without considering known and potential risks. Standards should be reasonable and easy to comply, to avoid creating a monopoly (e.g. by big tobacco companies).	Ensure product quality for consumers, further minimise potential risks. The EU model of setting quality standards could be used as a basis.
Registration of all products through a transparent and clearly defined process.	As for any consumer product, regulation needs to clearly record the products that are available to consumers. The process will ensure compliance with all other regulatory decisions.	Avoid the creation of a black market and the marketing of products with questionable quality. Ensure that any new knowledge or information about problems or risks will be addressed through changes in the market (e.g. in case specific products need to be withdrawn from the market, for quality control, etc.).

Availability, accessibility and promotion

Controlled (but not banned) marketing so that only smokers are targeted.

Electronic cigarettes are intended to be used as smoking substitutes and not as a new trendy habit for anyone to adopt.

Ensure that electronic cigarettes are appealing to smokers only and are not attractive to non-smokers.

Smokers need to be informed about the availability of these products and their potential advantages compared to tobacco cigarettes.

Allow smokers to make informed decisions about their health.

Deliver a clear message that the best approach is for people to quit smoking without using any alternative product. Electronic cigarettes should supplement (and not substitute) all other tobacco control efforts.

Ban on sales to youth (<18 years old).

Ensure minimal access of youth to e-cigarettes.

Prevent electronic cigarettes from being a new trend among youth.

Increased accessibility of electronic cigarettes (e.g. allow online sales).

While tobacco cigarettes are available everywhere and are easily accessible, sales points for electronic cigarettes are limited. Prohibition of online sales will limit accessibility to a harm reduction product. Such a prohibition unintentionally protects the sales of the most accessible and available product (i.e. tobacco cigarettes).

Accessibility to electronic cigarettes will be facilitated, especially in remote areas.
Accessibility to tobacco cigarettes should be limited.

Packaging/labelling warnings on electronic cigarette products should be confined to the dependence potential of nicotine.

Health warnings are scientifically justified for tobacco cigarettes (and other combustible products).
There is no scientific evidence on the introduction of warnings about health risks in electronic cigarettes.
A warning about the dependence potential of nicotine is justified.

Smokers will better understand the risk difference between products.
People who do not want to develop a dependence on nicotine will be warned against the use of nicotine-containing electronic cigarettes.

Substantially reduced or (preferably) no taxation for electronic cigarettes.

Financial incentives should be used to convince more people to switch from tobacco cigarettes to electronic cigarettes.

Reduced price will allow more smokers to afford electronic cigarettes.

11. CONCLUSIONS

a. **Flavours used in ENDS are inextricably linked to smoking cessation**

It is clear that flavoured nicotine vaping products are instrumental in aiding adult smokers in their quest to quit smoking cigarettes. In my view, legislators should seriously take this into account, especially when they start considering the regulation of flavour in ENDS.

b. **Bans of ENDS / flavours will harm, not help individual and population health**

Flavour bans equate to a form of prohibition, which is a net negative for society, both in terms of criminal activity and consumer safety. Moreover, the greatest risk is for bans to redirect vapers back to smoking deadly combustible cigarettes.

c. **Blocking youth initiation of smoking (and vaping) is a priority**

While youth access to vaping products is a serious problem, and one that needs to be addressed, it would be misguided to ban vaping flavours to attempt to accomplish the goal of eliminating youth use. Banning flavours would disproportionately harm adult smokers who are trying to quit, which is contrary to their fundamental human rights and right to access all beneficial healthcare options. Instead of bans and prohibition, it would be best if legislators focused more narrowly on youth access at the point of sale and to eliminate flavour descriptors clearly targeting the youth.

d. **Health professionals play an important role to provide accurate and evidence-based risk communication on ENDS and flavours.**

Tobacco control provided the insight that health professionals and in particular, medical doctors have tremendous influence in consumer choices. They can play a highly influential role in curbing tobacco use in any community. In fact, during the early part of the last century, doctors were the first to start smoking, but also the first social grouping to quit smoking. This was mostly due to the research of Dr Richard Doll, whose 1950 article⁴¹ in the British Med-



ical Journal essentially started the tobacco control movement. In this article, he powerfully established the link between cigarette smoking in medical doctors and lung cancer.

Likewise, where medical doctors take the lead and stop smoking themselves, advise patients to quit, and advocate for policy change, sustained action follows.

Dr Derek Yach, former Executive Director at the WHO and former President of the Foundation for a Smoke Free World, states that⁴²:

“Physicians were, in fact, key to progress in the USA and OECD countries, where smoking rates have dropped steadily over the decades. In these countries, doctors’ smoking rates dropped and, within a decade, smoking rates fell in the general population. In many LMICs, physician smoking rates remain extremely high. Correspondingly, doctors’ voices and advocacy are weak. Until this changes, progress will be slow.”

It is clear that future physicians and health leaders will depend on this generation to have made wise judgments and offered the right advice to the right patients at the right time. For the practicing physician today, the evidence is clear – build THR into your practice without delay!

12. RECOMMENDATIONS

a. Smoking Cessation Optimisation

The top priority for public health:

- 1.1 billion adult smokers can be provided with effective smoking cessation tools – including the use of flavours in the various regulated products.
- Evidence shows that the harms of combustible tobacco use can be minimised or largely avoided if a person quits before entering middle age.
- Accurate risk communication is essential, as many tobacco users are confused by the misinformation and lack of risk-proportionate communication on proven cessation tools – especially THR products.
- More support is needed from national health communication campaigns, including health and educational authorities.
- Misinformation about non-combustible, nicotine-based alternatives to combustible tobacco should be stamped out. Risk perception studies in several parts of the world show that consumers believe e-cigarettes (ENDS) are as harmful as cigarettes. This needs to be rectified.

RECOMMENDATION #1

Optimise efforts to increase the accessibility, affordability and consumer acceptance of smoking cessation products, such as flavoured nicotine vaping products (ENDS) through proportionate, risk-based regulation and robust monitoring and evaluation of its use.

b. Consumer Understanding

The United Nations call for a “whole-of-society” approach to prevent and control tobacco-related non-communicable diseases. Consumers need to be given a voice in this debate. There are approximately 100 million consumers of smoke-free, reduced risk alternatives to combustible products. Most of these products are flavoured. If flavour bans are being considered, it is imperative to better understand the reasons why consumers prefer flavoured products in order to switch away from or quit cigarette smoking.

RECOMMENDATION #2

Conduct wide-ranging consumer perception and behavioural studies to determine and help validate the role and effectiveness of flavours to help adult smokers switch away from or quit combustible cigarettes altogether.



c. Research into the safety and quality of flavours in THR

If flavours contribute to smoking cessation, this opportunity needs to be leveraged. Research to strengthen the role of flavours should include the verification of its safety and quality:

- Safety studies of flavours
- Quality assurance of flavours used in THR product
- Cross-industry studies to understand the role and regulation of flavours in other industries, e.g. the food & beverage and alcohol industries
- Multi-stakeholder engagement and a “whole-of-society” approach are needed to successfully use THR for the benefit of individual and population health. Some of the best research on THR products, including flavours, is being done in the tobacco and nicotine industries. Their research and consumer insights should be used appropriately to contribute towards the evidence base for sound regulation

RECOMMENDATION #3

More funding and more research to ensure the safety and quality of flavours used in THR products for effective tobacco cessation and harm reduction. This should include the sharing of relevant, non-proprietary research findings.

d. Role of Health Professionals in harm reduction and the role of flavoured nicotine vaping products (ENDS)

Health professionals are on the front line, interfacing with consumers and, especially, adult smokers. Among these groups, there is still a critical lack of training and knowledge on nicotine, flavours, and the use of non-combustible nicotine alternatives to either quit smoking or to switch to less harmful alternatives.

RECOMMENDATION #4

Monitor the health professional perceptions of THR products, including the role of flavours in smoking cessation

RECOMMENDATION #5

Upgrade the training of health professionals in THR science, policy and products, including the role of flavours (as is used in NRT).



e. Preventing Youth Initiation

The increased use of non-combustible alternative nicotine-delivery systems by youth should be avoided and addressed through, for example:

- Bans at points of sale
- Marketing bans, for those marketing practices clearly targeting the youth.
- Research on proven policies to minimise marketing to children, as has been developed in the food and beverage industry, with independent monitoring and evaluation

RECOMMENDATION #6

Development of marketing codes/guidelines and pressure on multi-national and small to medium enterprises to commit to the highest possible standards and restrict marketing to children/youth, along with independent non-industry led monitoring and evaluation of compliance to commitments. More importantly, capacity building to aid the enforcement of these regulations.

f. Advocating for Risk-Proportionate Regulation of THR and Flavours

For THR products (including flavoured products) to effectively maximise smoking cessation, proportionate and balanced regulation is needed:

- Evidence is growing in countries where such regulation is in place – the UK, New Zealand, France, Japan, South Korea and Sweden – tobacco-related disease and premature death are decreasing. This potential needs to be leveraged by all 194 member states of WHO

RECOMMENDATION #7

Critical need for the advocacy for and establishment of risk-proportionate, balanced regulations of tobacco harm reduction products, including the use of flavours.



ABOUT THE AUTHOR

Konstantinos Farsalinos,

MD, MPH is a physician and a research associate at the University of Patras and the University of West Attica in Greece.



His field of expertise is Public Health. He has been conducting laboratory, clinical and epidemiological research on smoking, tobacco harm reduction and nicotine products as principal investigator since 2011. He authored the first systematic review on e-cigarette safety/risk profile, published in 2014. Additionally, he has performed research and published studies on heated tobacco products. His findings have been presented in major international scientific congresses and his studies were used in preparing the regulatory framework on e-cigarettes by the EU. As of mid-2021, he has published approximately 100 studies and articles in international peer-reviewed scientific journals about smoking, tobacco harm reduction and alternative-to-smoking nicotine products. He was the handling editor and author of a book titled “Analytical assessment of e-cigarettes”, published by Elsevier in 2017. In November 2020, he was declared a Highly Cited Researcher 2019 by the Web of Science, a list of researchers (6200 scientists out of 9 million examined) with the highest impact in global science in 21 scientific fields in the past decade. During the COVID-19 pandemic, he has published eight peer-reviewed studies and several pre-prints about the COVID-19, including the association between smoking, nicotine and COVID-19.

BIBLIOGRAPHY

1. World Health Organisation. Fact sheet: Tobacco [Internet]. 2021 [updated 2022 May 24; cited 2021 Dec 6]. Available from: <https://www.who.int/news-room/fact-sheets/detail/tobacco>
2. Tobacco Advisory Group of the Royal College of Physicians' Nicotine without smoke: Tobacco harm reduction. London: RCP; 2016. Available from: <https://www.rcplondon.ac.uk/projects/outputs/nicotine-without-smoke-tobacco-harm-reduction>
3. Hajek P, Phillips-Waller A, Przulj D, et al. A randomized trial of e-cigarettes versus nicotine-replacement therapy. *N Engl J Med* [serial online]. 2019 Feb 14 [cited 2021 Nov 22];380(7):629-37. Available from: <https://www.nejm.org/doi/full/10.1056/nejmoa1808779>
4. Jerzynski T, Stimson GV, Shapiro H, Król G. Estimation of the global number of e-cigarette users in 2020. *Harm Reduct J* [serial online]. 2021 Oct 23 [cited 2021 Dec 6];18:109. Available from: <https://harmreductionjournal.biomedcentral.com/articles/10.1186/s12954-021-00556-7>
5. Public Health England. Vaping in England: 2021 evidence update summary. London: PHE; 2021. [Internet]. 2021 Feb 23 [cited 2021 Nov 17]. Available from: <https://www.gov.uk/government/publications/vaping-in-england-evidence-update-february-2021/vaping-in-england-2021-evidence-update-summary>
6. Clement D, Ossowski Y, Landl M. Why vape flavors matter. [Internet]. 2020 [cited 2021 Nov 17]. Available from: <https://web.archive.org/web/20221129180305/https://241yjo5ffc43s84v-z4462arn-wpengine.netdna-ssl.com/wp-content/uploads/2020/09/WHY-VAPE-FLAVORS-MATTER-POLICY-PAPER.pdf>
7. Li L, Borland R, Cummings KM, et al. How does the use of flavored nicotine vaping products relate to progression toward quitting smoking? Findings from the 2016 and 2018 ITC 4CV surveys. *Nicotine Tob Res* [serial online]. 2021 Sep [cited 2021 Nov 17];23(9):1490-1497. Available from: <https://doi.org/10.1093/ntr/ntab033>
8. Friedman AS, Xu S. Associations of flavored e-cigarette uptake with subsequent smoking initiation and cessation. *JAMA Netw Open* [serial online]. 2020 Jun 5 [cited 2021 Nov 17];3(6): e203826. Available from: <https://jamanetwork.com/journals/jamanetworkopen/fullarticle/2766787>
9. Friedman AS. A difference-in-differences analysis of youth smoking and a ban on sales of flavored tobacco products in San Francisco, California. *JAMA Pediatr* [serial online]. 2021 May 24 [cited 2021 Nov 17];175(8):863-865. Available from: <https://jamanetwork.com/journals/jamapediatrics/fullarticle/2780248>
10. Levy DT, Tam J, Sanchez-Romero LM, et al. Public health implications of vaping in the USA: The smoking and vaping simulation model. *Popul Health Metr* [serial online]. 2021 Apr 17 [cited 2021 Dec 6];19(1):1-18. Available from: <https://pophealthmetrics.biomedcentral.com/articles/10.1186/s12963-021-00250-7>
11. Balfour DJK, Benowitz NL, Colby SM, et al. Balancing consideration of the risks and benefits of e-cigarettes. *Am J Public Health* [serial online]. 2021 Sep 22 [cited 2021 Dec 6];111(9):1661-1672. Available from: <https://ajph.aphapublications.org/doi/abs/10.2105/AJPH.2021.306416>
12. The Counterfactual. Letter from one hundred specialists in nicotine science, policy, and practice [Internet]. 2021 Oct 18 [cited 2021 Dec 6]. Available from: <https://clivebates.com/documents/WHOCOP9LetterOct2021-EN.pdf>

13. The Counterfactual. A powerful declaration makes a compelling case for tobacco harm reduction [Internet]. 2022 Oct 27 [cited 2022 Dec 28]. Available from: <https://clive-bates.com/a-powerful-declaration-makes-a-compelling-case-for-tobacco-harm-reduction/#text-of-the-open-letter-6058a22d-132d-4a5f-a4ce-b494a74df6dc>
14. World Health Organisation. Constitution of the World Health Organisation. Basic Documents, Geneva: World Health Organisation, 1946. Available from: <https://apps.who.int/gb/bd/PDF/bd47/EN/constitution-en.pdf?ua=1>
15. World Health Organisation. WHO Framework Convention on Tobacco Control. Geneva: World Health Organisation, 2003. Available from: <https://apps.who.int/iris/bitstream/handle/10665/42811/9241591013.pdf?sequence=1>
16. Royal College of Physicians. Smoking and health: Summary of a report of the Royal College of Physicians in London on smoking in relation to cancer of the lung and other diseases. London: Pitman, 1962. Available from: <https://www.rcplondon.ac.uk/projects/outputs/smoking-and-health-1962>
17. US Department of Health, Education and Welfare. Smoking and health Report of the Advisory Committee to the Surgeon General of the Public Health Service. Washington DC: US Government Printing Office, 1964. Available from: <https://profiles.nlm.nih.gov/spotlight/nn/catalog/nlm:nlmuid-101584932X202-doc>
18. World Health Organisation. The Global Health Observatory: Prevalence of tobacco smoking [Internet]. [cited 2021 Dec 6]. Available from: <https://www.who.int/data/gho/data/themes/theme-details/GHO/tobacco-control>
19. National Center for Chronic Disease Prevention and Health Promotion (US) Office on Smoking and Health. The health consequences of smoking – 50 years of progress: A report of the Surgeon General. Atlanta: Centers for Disease Control and Prevention (US), 2014. Available from: <https://www.ncbi.nlm.nih.gov/books/NBK179276/>
20. European Commission, Directorate-General for Communication, Directorate-General for Health and Food Safety. Eurobarometer 429: Attitudes of Europeans towards tobacco and electronic cigarettes [Internet]. 2017 May [cited 2021 Dec 6]. Available from: <https://op.europa.eu/en/publication-detail/-/publication/2f01a3d1-0af2-11e8-966a-01aa75ed71a1/language-en>
21. World Health Organisation. The MPOWER measures: Tobacco control [Internet]. No date [cited 2021 Dec 6]. Available from: <https://www.who.int/initiatives/mpower>
22. Harm Reduction International. What is harm reduction? [homepage on the Internet]. No date [cited 2021 Dec 6]. Available from: <https://hri.global/what-is-harm-reduction/>
23. World Health Organisation, United Nations Office on Drugs and Crime, UNAIDS. WHO, UNODC, UNAIDS technical guide for countries to set targets for universal access to HIV prevention, treatment and care for injecting drug users. Geneva: World Health Organisation, 2009. Available from: <https://www.who.int/publications/i/item/978924150437>
24. Harm Reduction International. The global state of harm reduction 2014. London: Harm Reduction International, 2014. Available from: <https://hri.global/wp-content/uploads/2022/10/GSHR2014-1.pdf>
25. Marshall BDL, Wood E. Toward a comprehensive approach to HIV prevention for people who use drugs. J Acquir Immune Defic Syndr [serial online]. 2010 Dec 1 [cited 2021 Dec 6];55 Suppl 1(Suppl 1):S23-26. Available from: <https://pubmed.ncbi.nlm.nih.gov/21045595/>
26. Beyrer C, Malinowska-Sempruch K, Kamarulzaman A, Kazatchkine M, Sidibe M, Strathdee SA. Time to act: A call for comprehensive responses to HIV in people who use drugs.

- Lancet [serial online]. 2013 Jun 14 [cited 2021 Dec 6];376(9740):551-563. Available from: <https://www.ncbi.nlm.nih.gov/pmc/articles/PMC3682471/>
27. Wilson DP, Donald B, Shattock AJ, Wilson D, Fraser-Hurt N. The cost-effectiveness of harm reduction. *Int J Drug Policy* [serial online]. 2015 Feb 1 [cited 2021 Dec 6];26(S1):S5-11. Available from: <https://pubmed.ncbi.nlm.nih.gov/25727260/>
 28. Russell MA. Low-tar medium-nicotine cigarettes: A new approach to safer smoking. *Br Med J* [serial online]. 1976 Jun 12 [cited 2021 Dec 6];1(6023):1430-1433. Available from: <https://www.ncbi.nlm.nih.gov/pmc/articles/PMC1640397/>
 29. Stead LF, Perera R, Bullen C, et al. Nicotine replacement therapy for smoking cessation. *Cochrane Database Syst Rev* [serial online]. 2012 Nov 14 [cited 2021 Dec 6];11(12). Available from: <https://pubmed.ncbi.nlm.nih.gov/23152200/>
 30. Eisenberg MJ, Filion KB, Yavin D, et al. Pharmacotherapies for smoking cessation: A meta-analysis of randomized controlled trials. *Can Med Assoc J* [serial online]. 2008 Jul 15 [cited 2021 Dec 6];179(2):135-144. Available from: <https://pubmed.ncbi.nlm.nih.gov/18625984/>
 31. Cahill K, Stevens S, Perera R, Lancaster T. Pharmacological interventions for smoking cessation: An overview and network meta-analysis. *Cochrane Database Syst Rev* [serial online]. 2013 May 31 [cited 2021 Dec 6];2013(5). Available from: <https://pubmed.ncbi.nlm.nih.gov/23728690/>
 32. Wu P, Wilson K, Dimoulas P, Mills EJ. Effectiveness of smoking cessation therapies: A systematic review and meta-analysis. *BMC Public Health* [serial online]. 2006 Dec 11 [cited 2021 Dec 6];6:300. Available from: <https://bmcpublichealth.biomedcentral.com/articles/10.1186/1471-2458-6-300>
 33. Suissa K, Larivière J, Eisenberg MJ, et al. Efficacy and safety of smoking cessation interventions in patients with cardiovascular disease: A network meta-analysis of randomized controlled trials. *Circulation: Circ Cardiovasc Qual Outcomes* [serial online]. 2017 Jan 1 [cited 2021 Dec 6];10(1):e002458. Available from: <https://pubmed.ncbi.nlm.nih.gov/28093398/>
 34. Moore D, Aveyard P, Connock M, Wang D, Fry-Smith A, Barton P. Effectiveness and safety of nicotine replacement therapy assisted reduction to stop smoking: Systematic review and meta-analysis. *Br Med J* [serial online]. 2009 Apr 2 [cited 2021 Dec 6];338:b1024. Available from: <https://www.bmj.com/content/338/bmj.b1024>
 35. Kotz D, Brown J, West R. 'Real-world' effectiveness of smoking cessation treatments: A population study. *Addiction* [serial online]. 2014 Mar [cited 2021 Dec 6];109(3):491-499. Available from: <https://pubmed.ncbi.nlm.nih.gov/24372901/>
 36. Benowitz NL. Pharmacology of nicotine: Addiction, smoking-induced disease, and therapeutics. *Annu Rev Pharmacol Toxicol* [serial online]. 2009 [cited 2021 Dec 6];49:57-71. Available from: <https://pubmed.ncbi.nlm.nih.gov/18834313/>
 37. Caggiula AR, Donny EC, Chaudhri N, Perkins KA, Evans-Martin FF, Sved AF. Importance of nonpharmacological factors in nicotine self-administration. *Physiol Behav* [serial online]. 2002 [cited 2021 Dec 6];77(4-5):683-687. Available from: <https://pubmed.ncbi.nlm.nih.gov/12527019/>
 38. Bevins RA, Palmatier MI. Extending the role of associative learning processes in nicotine addiction. *Behav Cogn Neurosci Rev* [serial online]. 2004 Sep [cited 2021 Dec 6];3(3):143-58. Available from: <https://pubmed.ncbi.nlm.nih.gov/15653812/>
 39. Niaura R. Cognitive social learning and related perspectives on drug craving. *Addiction* [serial online]. 2000 Aug [cited 2021 Dec 6];95(Suppl 2):S155-S163. Available from: <https://pubmed.ncbi.nlm.nih.gov/11002910/>

40. Rigotti NA, Pipe AL, Benowitz NL, Arteaga C, Garza D, Tonstad S. Efficacy and safety of varenicline for smoking cessation in patients with cardiovascular disease: A randomized trial. *Circulation* [serial online]. 2010 Jan 19 [cited 2021 Dec 6];121(2):221-229. Available from: <https://pubmed.ncbi.nlm.nih.gov/20048210/>
41. Casella G, Caponnetto P, Polosa R. Therapeutic advances in the treatment of nicotine addiction: Present and future. *Ther Adv Chronic Dis* [serial online]. 2010 May [cited 2021 Dec 6];1(3):95-106. Available from: <https://www.ncbi.nlm.nih.gov/pmc/articles/PMC3513862/>
42. Farsalinos KE, Poulas K, Voudris V, Le Houezec J. Electronic cigarette use in the European Union: Analysis of a representative sample of 27 460 Europeans from 28 countries. *Addiction* [serial online]. 2016 Nov 1 [cited 2021 Dec 6];111(11):2032-2040. Available from: <https://pubmed.ncbi.nlm.nih.gov/27338716/>
43. Edwards SA, Bondy SJ, Callaghan RC, Mann, RE. Prevalence of unassisted quit attempts in population-based studies: A systematic review of the literature. *Addict Behav* [serial online]. 2014 Mar [cited 2021 Dec 6];39(3):512-519. Available from: <https://pubmed.ncbi.nlm.nih.gov/24333037/>
44. Farsalinos KE, Stimson GV. Is there any legal and scientific basis for classifying electronic cigarettes as medications? *Int J Drug Policy* [serial online]. 2014 [cited 2021 Dec 6];25(3):340-345. Available from: <https://www.sciencedirect.com/science/article/abs/pii/S0955395914000644?via%3Dihub>
45. Russell MA, Jarvis MJ, Feyerabend C. A new age for snuff? *Lancet* [serial online]. 1980 Mar 1 [cited 2021 Dec 6];1(8166):474-475. Available from: <https://pubmed.ncbi.nlm.nih.gov/6102195/>
46. Ramström L, Wikmans T. Mortality attributable to tobacco among men in Sweden and other European countries: An analysis of data in a WHO report. *Tob Induc Dis* [serial online]. 2014 Sep 1 [cited 2021 Dec 6];12(September):14. Available from: <https://doi.org/10.1186/1617-9625-12-14>
47. Gray NJ, Henningfield JE. A long-term view of harm reduction. *Nicotine Tob Res* [serial online]. 2004 Oct [cited 2021 Dec 6];6(5):759-764. Available from: <https://pubmed.ncbi.nlm.nih.gov/15700910/>
48. Sumner W. Permissive nicotine regulation as a complement to traditional tobacco control. *BMC Public Health* [serial online]. 2005 Feb 24 [cited 2021 Dec 6];5(1):1-9. Available from: <https://doi.org/10.1186/1471-2458-5-18>
49. Bates C, Fagerström K, Jarvis MJ, Kunze M, McNeill A, Ramström L. European Union policy on smokeless tobacco: A statement in favour of evidence based regulation for public health. *Tob Control* [serial online]. 2003 Dec [cited 2021 Dec 6];12(4):360-367. Available from: <https://pubmed.ncbi.nlm.nih.gov/14660767/>
50. Kozlowski LT, Abrams DB. Obsolete tobacco control themes can be hazardous to public health: The need for updating views on absolute product risks and harm reduction. *BMC Public Health* [serial online]. 2016 May 24 [cited 2021 Dec 6];16(1):1-11. Available from: <https://doi.org/10.1186/s12889-016-3079-9>
51. Nutt DJ, Phillips LD, Balfour D, et al. Estimating the harms of nicotine-containing products using the MCDA approach. *Eur Addict Res* [serial online]. 2014 Apr 16 [cited 2021 Nov 17];20(5):218-225. Available from: <https://pubmed.ncbi.nlm.nih.gov/24714502/>
52. Farsalinos KE, Polosa R. Safety evaluation and risk assessment of electronic cigarettes as tobacco cigarette substitutes: A systematic review. *Ther Adv Drug Saf* [serial online]. 2014 Apr [cited 2021 Dec 7];5(2):67-86. Available from: <https://pubmed.ncbi.nlm.nih.gov/25083263/>

53. Brown J, West R, Beard E, Michie S, Shahab L, McNeill A. Prevalence and characteristics of e-cigarette users in Great Britain: Findings from a general population survey of smokers. *Addict Behav* [serial online]. 2014 Jun [cited 2021 Dec 7];39(6):1120-1125. Available from: <https://www.ncbi.nlm.nih.gov/pmc/articles/PMC4003532/>
54. Regan AK, Promoff G, Dube SR, Arrazola R. Electronic nicotine delivery systems: Adult use and awareness of the 'e-cigarette' in the USA. *Tob Control* [serial online]. 2013 Jan [cited 2021 Dec 7];22(1):19-23. Available from: <https://pubmed.ncbi.nlm.nih.gov/22034071/>
55. Tan ASL, Bigman CA. E-cigarette awareness and perceived harmfulness: Prevalence and associations with smoking-cessation outcomes. *Am J Prev Med* [serial online]. 2014 Aug [cited 2021 Dec 7];47(2):141-149. Available from: <https://pubmed.ncbi.nlm.nih.gov/24794422/>
56. Gallus S, Lugo A, Pacifici R, et al. E-cigarette awareness, use, and harm perceptions in Italy: A national representative survey. *Nicotine Tob Res* [serial online]. 2014 Dec 1 [cited 2021 Dec 7];16(12):1541-1548. Available from: <https://pubmed.ncbi.nlm.nih.gov/25082832/>
57. Adkison SE, O'Connor RJ, Bansal-Travers M, et al. Electronic nicotine delivery systems: International tobacco control four-country survey. *Am J Prev Med* [serial online]. 2013 Mar [cited 2021 Dec 7];44(3):207-215. Available from: <https://pubmed.ncbi.nlm.nih.gov/23415116/>
58. Giovenco DP, Lewis MJ, Delnevo CD. Factors associated with e-cigarette use: A national population survey of current and former smokers. *Am J Prev Med* [serial online]. 2014 Oct [cited 2021 Dec 7];47(4):476-480. Available from: <https://pubmed.ncbi.nlm.nih.gov/24880986/>
59. Robehmed N. E-cigarette sales surpass \$1 billion as big tobacco moves in. *Forbes* [magazine online]. 2013 Sep 17 [cited 2021 Dec 7]. Available from: <https://www.forbes.com/sites/natalierobehmed/2013/09/17/e-cigarette-sales-surpass-1-billion-as-big-tobacco-moves-in/?sh=6f9ddff43d6d>
60. Cornelius ME, Wang TW, Jamal A, Loretan CG, Neff LJ. Tobacco product use among adults — United States, 2019. *MMWR Morb Mortal Wkly Rep* [serial online]. 2020 Nov 20 [cited 2021 Dec 7];69(46):1736-1742. Available from: <https://www.cdc.gov/mmwr/volumes/69/wr/mm6946a4.htm>
61. Etter JF. Should electronic cigarettes be as freely available as tobacco? Yes. *BMJ (Clinical research ed)* [serial online]. 2013 Jun 22 [cited 2021 Dec 7];346(f3845). Available from: <https://pubmed.ncbi.nlm.nih.gov/23771039/>
62. Middlekauff HR. COUNTERPOINT: Does the risk of electronic cigarettes exceed potential benefits? No. *Chest* [serial online]. 2015 Sep 1 [cited 2021 Dec 7];148(3):582-584. Available from: <https://pubmed.ncbi.nlm.nih.gov/25837266/>
63. McNeill A, Etter JF, Farsalinos K, Hajek P, Le Houezec J, McRobbie H. A critique of a World Health Organisation-commissioned report and associated paper on electronic cigarettes. *Addiction* [serial online]. 2014 Sep 5 [cited 2021 Dec 7];109(12):2128-2134. Available from: <https://onlinelibrary.wiley.com/doi/10.1111/add.12730>
64. Chapman S. Should electronic cigarettes be as freely available as tobacco cigarettes? No. *BMJ (Clinical research ed)* [serial online]. 2013 Jun 22 [cited 2021 Dec 7];346(f3840). Available from: <https://pubmed.ncbi.nlm.nih.gov/23771038/>
65. Avdalovic MV, Murin S. POINT: Does the risk of electronic cigarettes exceed potential benefits? Yes. *Chest* [serial online]. 2015 Sep 1 [cited 2021 Dec 7];148(3):580-582. Available from: <https://pubmed.ncbi.nlm.nih.gov/25836723/>
66. Schraufnagel DE, Blasi F, Drummond MB, et al. Electronic cigarettes. A position statement of the forum of international respiratory societies. *Am J Respir Crit Care Med* [serial



- online]. 2014 Sep 15 [cited 2021 Dec 7];190(6):611-618. Available from: <https://pubmed.ncbi.nlm.nih.gov/25006874/>
67. Perk J, De Backer G, Gohlke H, et al. European guidelines on cardiovascular disease prevention in clinical practice (version 2012). The Fifth Joint Task Force of the European Society of Cardiology and Other Societies on Cardiovascular Disease Prevention in Clinical Practice (constituted by representatives of nine societies and by invited experts). *Eur Heart J* [serial online]. 2012 Jul 13 [cited 2021 Dec 7];33(13):1635-1701. Available from: <https://pubmed.ncbi.nlm.nih.gov/22555213/>
 68. Teo KK, Ounpuu S, Hawken S, et al. Tobacco use and risk of myocardial infarction in 52 countries in the INTERHEART study: A case-control study. *Lancet* [serial online]. 2006 Aug 19 [cited 2021 Dec 7];368(9536):647-658. Available from: <https://pubmed.ncbi.nlm.nih.gov/16920470/>
 69. Jemal A, Ward E, Hao Y, Thun M. Trends in the leading causes of death in the United States, 1970-2002. *JAMA* [serial online]. 2005 Sep 14 [cited 2021 Dec 7];294(10):1255-1259. Available from: <https://pubmed.ncbi.nlm.nih.gov/16160134/>
 70. Mattson ME, Pollack ES, Cullen JW. What are the odds that smoking will kill you? *Am J Pub Health* [serial online]. 1987 Apr [cited 2021 Dec 7];77(4):425-431. Available from: <https://pubmed.ncbi.nlm.nih.gov/3826460/>
 71. Alberg AJ, Brock MV, Ford JG, Samet JM, Spivack SD. Epidemiology of lung cancer: Diagnosis and management of lung cancer, 3rd ed: American College of Chest Physicians evidence-based clinical practice guidelines. *Chest* [serial online]. 2013 May [cited 2021 Dec 7];143(5 Suppl):e1S-e29S. Available from: <https://pubmed.ncbi.nlm.nih.gov/23649439/>
 72. Scanlon PD, Connett JE, Waller LA, et al. Smoking cessation and lung function in mild-to-moderate chronic obstructive pulmonary disease. The Lung Health Study. *Am J Respir Crit Care Med* [serial online]. 2000 Feb [cited 2021 Dec 7];161(2 Pt 1):381-390. Available from: <https://pubmed.ncbi.nlm.nih.gov/10673175/>
 73. Anthonisen NR, Connett JE, Kiley JP, et al. Effects of smoking intervention and the use of an inhaled anticholinergic bronchodilator on the rate of decline of FEV1. The Lung Health Study. *JAMA* [serial online]. 1994 Nov 16 [cited 2021 Dec 7];272(19):1497-1505. Available from: <https://pubmed.ncbi.nlm.nih.gov/7966841/>
 74. Critchley JA, Capewell S. WITHDRAWN: Smoking cessation for the secondary prevention of coronary heart disease. *Cochrane Database Syst Rev* [serial online]. 2012 Feb 15 [cited 2021 Dec 7];(2):CD003041. Available from: <https://pubmed.ncbi.nlm.nih.gov/22336785/>
 75. Mannan H, Stevenson C, Peeters A, Walls H, McNeil J. Framingham risk prediction equations for incidence of cardiovascular disease using detailed measures for smoking. *Heart Int* [serial online]. 2010 Dec 31 [cited 2021 Dec 7];5(2):e11. Available from: <https://pubmed.ncbi.nlm.nih.gov/21977296/>
 76. Honjo K, Iso H, Tsugane S, et al. The effects of smoking and smoking cessation on mortality from cardiovascular disease among Japanese: Pooled analysis of three large-scale cohort studies in Japan. *Tob Control* [serial online]. 2010 Feb [cited 2021 Dec 7];19(1):50-57. Available from: <https://pubmed.ncbi.nlm.nih.gov/20008160/>
 77. Pinsky PF, Zhu CS, Kramer BS. Lung cancer risk by years since quitting in 30+ pack year smokers. *J Med Screen* [serial online]. 2015 Sep [cited 2021 Dec 7];22(3):151-157. Available from: <https://pubmed.ncbi.nlm.nih.gov/25926339/>
 78. Yang B, Jacobs EJ, Gapstur SM, Stevens V, Campbell PT. Active smoking and mortality among colorectal cancer survivors: The Cancer Prevention Study II nutrition cohort. *J Clin Oncology* [serial online]. 2015 Mar 10 [cited 2021 Dec 7];33(8):885-893. Available from: <https://pubmed.ncbi.nlm.nih.gov/25646196/>

79. Wilson K, Gibson N, Willan A, Cook D. Effect of smoking cessation on mortality after myocardial infarction: Meta-analysis of cohort studies. *Arch Intern Med* [serial online]. 2000 Apr 10 [cited 2021 Dec 7];160(7):939-944. Available from: <https://pubmed.ncbi.nlm.nih.gov/10761958/>
80. Eisenberg MJ, Grandi SM, Gervais A, et al. Bupropion for smoking cessation in patients hospitalized with acute myocardial infarction: A randomized, placebo-controlled trial. *J Am Coll Cardiol* [serial online]. 2013 Feb 5 [cited 2021 Dec 7];61(5):524-532. Available from: <https://pubmed.ncbi.nlm.nih.gov/23369417/>
81. Prescott E, Scharling H, Osler M, Schnohr P. Importance of light smoking and inhalation habits on risk of myocardial infarction and all cause mortality. A 22 year follow up of 12149 men and women in The Copenhagen City Heart Study. *J Epidemiol Community Health* [serial online]. 2002 Sep [cited 2021 Dec 7];56(9):702-706. Available from: <https://pubmed.ncbi.nlm.nih.gov/12177089/>
82. Liu Y, Pleasants RA, Croft JB, et al. Smoking duration, respiratory symptoms, and COPD in adults aged ≥45 years with a smoking history. *Int J Chron Obstruct Pulmon Dis* [serial online]. 2015 Jul 21 [cited 2021 Dec 7];10:1409-1416. Available from: <https://pubmed.ncbi.nlm.nih.gov/26229460/>
83. Simmons MS, Connett JE, Nides MA et al. Smoking reduction and the rate of decline in FEV1: Results from the Lung Health Study. *Eur Respir J* [serial online]. 2005 Jun [cited 2021 Dec 7];25(6):1011-1017. Available from: <https://pubmed.ncbi.nlm.nih.gov/15929955/>
84. Godtfredsen NS, Prescott E, Osler M. Effect of smoking reduction on lung cancer risk. *JAMA* [serial online]. 2005 Sep 28 [cited 2021 Dec 7];294(12):1505-1510. Available from: <https://pubmed.ncbi.nlm.nih.gov/16189363/>
85. Mucha L, Stephenson J, Morandi N, Dirani R. Meta-analysis of disease risk associated with smoking, by gender and intensity of smoking. *Gend Med* [serial online]. 2006 Dec [cited 2021 Dec 7];3(4):279-291. Available from: <https://pubmed.ncbi.nlm.nih.gov/17582369/>
86. Pisinger C, Godtfredsen NS. Is there a health benefit of reduced tobacco consumption? A systematic review. *Nicotine Tob Res* [serial online]. 2007 Jun [cited 2021 Dec 7];9(6):631-646. Available from: <https://pubmed.ncbi.nlm.nih.gov/17558820/>
87. Fernandez E, Schiaffino A, La Vecchia C, et al. Age at starting smoking and number of cigarettes smoked in Catalonia, Spain. *Prev Med* [serial online]. 1999 Apr [cited 2021 Dec 7];28(4):361-366. Available from: <https://pubmed.ncbi.nlm.nih.gov/10090865/>
88. Khuder SA, Dayal HH, Mutgi AB. Age at smoking onset and its effect on smoking cessation. *Addict Behav* [serial online]. 1999 Sep-Oct [cited 2021 Dec 7];24(5):673-677. Available from: <https://pubmed.ncbi.nlm.nih.gov/10574304/>
89. Everett SA, Warren CW, Sharp D, Kann L, Husten CG, Crossett LS. Initiation of cigarette smoking and subsequent smoking behavior among U.S. high school students. *Prev Med* [serial online]. 1999 Nov [cited 2021 Dec 7];29(5):327-333. Available from: <https://pubmed.ncbi.nlm.nih.gov/10564623/>
90. Hammond D. Smoking behaviour among young adults: Beyond youth prevention. *Tob Control* [serial online]. 2005 Jun [cited 2021 Dec 7];14(3):181-185. Available from: <https://pubmed.ncbi.nlm.nih.gov/15923468/>
91. Wilkinson AV, Schabath MB, Prokhorov AV, Spitz MR. Age-related differences in factors associated with smoking initiation. *Cancer Causes Control* [serial online]. 2007 Aug [cited 2021 Dec 7];18(6):635-644. Available from: <https://link.springer.com/article/10.1007/s10552-007-9008-6>

92. Hwang JH, Park SW. Age at Smoking initiation and subsequent smoking among Korean adolescent smokers. *J Prev Med Public Health* [serial online]. 2014 Sep 1 [cited 2021 Dec 7];47(5):266. Available from: <https://pubmed.ncbi.nlm.nih.gov/25284198/>
93. Ramström L, Borland R, Wikmans T. Patterns of smoking and snus use in Sweden: Implications for public health. *Int J Environ Res Public Health* [serial online]. 2016 Nov 9 [cited 2021 Dec 7];13(11):1110. Available from: <https://pubmed.ncbi.nlm.nih.gov/27834883/>
94. Farsalinos K. Electronic cigarettes: An aid in smoking cessation, or a new health hazard? *Ther Adv Respir Dis* [serial online]. 2018 Jan-Dec [cited 2021 Dec 7];12:1-20. Available from: <https://pubmed.ncbi.nlm.nih.gov/29214890/>
95. Dawkins L, Turner J, Roberts A, Soar K. 'Vaping' profiles and preferences: An online survey of electronic cigarette users. *Addiction* [serial online]. 2013 Jun [cited 2021 Dec 7];108(6):1115-1125. Available from: <https://onlinelibrary.wiley.com/doi/10.1111/add.12150>
96. Farsalinos KE, Romagna G, Tsiapras D, Kyrzopoulos S, Spyrou A, Voudris V. Impact of flavour variability on electronic cigarette use experience: An internet survey. *Int J Environ Res Public Health* [serial online]. 2013 Dec 17 [cited 2021 Dec 7];10(12):7272-7282. Available from: <https://www.ncbi.nlm.nih.gov/pmc/articles/PMC3881166/>
97. Russell C, McKeganey N, Dickson T, Nides M. Changing patterns of first e-cigarette flavor used and current flavors used by 20,836 adult frequent e-cigarette users in the USA. *Harm Reduct J* [serial online]. 2018 Jun 28 [cited 2021 Dec 7];15(1):1-14. Available from: <https://doi.org/10.1186/s12954-018-0238-6>
98. Farsalinos K, Russell C, Lagoumintzis G, Poulas K. Patterns of flavored e-cigarette use among adults vapers in the United States: An internet survey. [Internet]. 2018 [cited 2021 Dec 7]. Available from: <https://vitaofcanada.com/resources/patterns-of-flavored-e-cigarette-use-among-adults-vapers-in-the-united-states-an-internet-survey/>
99. Du P, Bascom R, Fan T, et al. Changes in Flavor preference in a cohort of long-term electronic cigarette users. *Ann Am Thorac Soc* [serial online]. 2020 May [cited 2022 Dec 30];17(5):573-581. <https://doi.org/10.1513/AnnalsATS.201906-472OC>
100. FEMA. About the FEMA GRAS Program [homepage on the Internet].c2022 [cited 2021 Dec 7]. Available from: <https://www.femaflavor.org/gras>
101. Smith RL, Adams TB, Cohen SM, et al. Safety evaluation of natural flavour complexes. *Toxicol Lett* [serial online]. 2004 Apr 1 [cited 2021 Dec 7];149(1-3):197-207. Available from: <https://pubmed.ncbi.nlm.nih.gov/15093265/>
102. Smith RL, Cohen SM, Doull J, et al. Criteria for the safety evaluation of flavoring substances. The Expert Panel of the Flavor and Extract Manufacturers Association. *Food Chem Toxicol* [serial online]. 2005 Aug [cited 2021 Dec 7];43(8):1141-1177. Available from: <https://pubmed.ncbi.nlm.nih.gov/15950813/>
103. U.S. Food & Drug Administration. Overview of food ingredients, additives & colors [Internet]. 2004 Nov [updated 2010 Apr; cited 2021 Dec 7]. Available from: <https://www.fda.gov/food/food-ingredients-packaging/overview-food-ingredients-additives-colors>
104. ECOLEX. Regulation (EC) No 2232/96 of the European Parliament and of the Council of 28 October 1996 laying down a Community procedure for flavouring substances used or intended for use in or on foodstuffs. [Internet]. 1996 [cited 2021 Dec 7]. Available from: <https://www.ecolex.org/details/legislation/regulation-ec-no-223296-of-the-european-parliament-and-of-the-council-laying-down-a-community-procedure-for-flavouring-substances-used-or-intended-for-use-in-or-on-foodstuffs-lex-faoc042617/>
105. EFSA Panel on Food Contact Materials, Enzymes, Flavourings and Processing Aids; Draft Guidance on the data required for the risk assessment of flavourings. *EFSA J* [serial

- online]. 2010 Jun 1 [cited 2021 Dec 7];8(6):1623. Available from: <https://efsa.onlinelibrary.wiley.com/doi/abs/10.2903/j.efsa.2010.1623>
106. Zhu SH, Sun JY, Bonnevie E, et al. Four hundred and sixty brands of e-cigarettes and counting: Implications for product regulation. *Tob Control* [serial online]. 2014 Jul 1 [cited 2021 Dec 7];23(Suppl 3):iii3-9. Available from: <https://pubmed.ncbi.nlm.nih.gov/24935895/>
 107. FEMA. The safety assessment and regulatory authority to use flavors: Focus on e-cigarettes [Internet]. 2016 [cited 2021 Dec 7]. Available from: <https://www.femaflavor.org/node/24344>
 108. FEMA. Respiratory health and safety in the flavor manufacturing workplace: 2012 update [Internet]. 2012 [cited 2021 Dec 7]. Available from: <https://www.femaflavor.org/sites/default/files/2018-06/FEMA%202012%20Respiratory%20Health%20and%20Safety%20in%20Workplace.pdf>
 109. Farsalinos KE, Kistler KA, Gillman G, Voudris V. Why we consider the NIOSH-proposed safety limits for diacetyl and acetyl propionyl appropriate in the risk assessment of electronic cigarette liquid use: A response to Hubbs et al. *Nicotine Tob Res* [serial online]. 2015 Oct [cited 2021 Dec 7];17(10):1290-1291. Available from: <https://pubmed.ncbi.nlm.nih.gov/25586778/>
 110. Vardavas C, Girvalaki C, Vardavas A, et al. Respiratory irritants in e-cigarette refill liquids across nine European countries: A threat to respiratory health? *Eur Respir J* [serial online]. 2017 Dec 21 [cited 2021 Dec 7];50(6):1701698. <https://pubmed.ncbi.nlm.nih.gov/29269582/>
 111. Farsalinos K, Lagoumintzis G. Toxicity classification of e-cigarette flavouring compounds based on European Union regulation: Analysis of findings from a recent study. *Harm Reduct J* [serial online]. 2019 Jul 25 [cited 2021 Dec 7];16(1):48. <https://pubmed.ncbi.nlm.nih.gov/31345235/>
 112. Official Journal of the European Communities. DIRECTIVE 2014/40/EU OF THE EUROPEAN PARLIAMENT AND OF THE COUNCIL of 3 April 2014 on the approximation of the laws, regulations and administrative provisions of the Member States concerning the manufacture, presentation and sale of tobacco products and repealing Directive 2001/37/EC. Official Journal of the European Communities Publication L127/1 [Internet]. 2014 [cited 2021 Dec 7]. Available from: <https://eur-lex.europa.eu/legal-content/EN/TXT/PDF/?uri=CELEX:32014L0040&from=EN>
 113. Yingst JM, Veldheer S, Hammett E, Hrabovsky S, Foulds J. a method for classifying user-reported electronic cigarette liquid flavors. *Nicotine Tob Res* [serial online]. 2017 Nov 1 [cited 2021 Dec 7];19(11):1381-1385. Available from: <https://pubmed.ncbi.nlm.nih.gov/28064201/>
 114. Krüsemann EJZ, Boesveldt S, De Graaf K, Talhout R. An e-liquid flavor wheel: A shared vocabulary based on systematically reviewing e-liquid flavor classifications in literature. *Nicotine Tob Res* [serial online]. 2019 Sep 19 [cited 2021 Dec 7];21(10):1310-1319. Available from: <https://pubmed.ncbi.nlm.nih.gov/29788484/>
 115. Farsalinos KE, Romagna G, Tsiapras D, Kyrzopoulos S, Voudris V. Characteristics, perceived side effects and benefits of electronic cigarette use: A worldwide survey of more than 19,000 consumers. *Int J Environ Res Public Health* [serial online]. 2014 Apr 22 [cited 2021 Dec 7];11(4):4356-4373. Available from: <https://www.ncbi.nlm.nih.gov/pmc/articles/PMC4025024/>
 116. Van Gucht D, Adriaens K, Baeyens F. Online vape shop customers who use e-cigarettes report abstinence from smoking and improved quality of life, but a substantial minority still have vaping-related health concerns. *Int J Environ Res Public Health* [serial online]. 2017 Jul 17 [cited 2021 Dec 7];14(7):798. Available from: <https://pubmed.ncbi.nlm.nih.gov/28714914/>

117. Tackett AP, Lechner WV, Meier E, et al. Biochemically verified smoking cessation and vaping beliefs among vape store customers. *Addiction* [serial online]. 2015 May 1 [cited 2021 Dec 7];110(5):868-874. Available from: <https://pubmed.ncbi.nlm.nih.gov/25675943/>
118. Diamantopoulou E, Barbouni A, Merakou K, Lagiou A, Farsalinos K. Patterns of e-cigarette use, biochemically verified smoking status and self-reported changes in health status of a random sample of vapesshops customers in Greece. *Intern Emerg Med* [serial online]. 2019 Sep 1 [cited 2021 Dec 7];14(6):843-851. Available from: <https://pubmed.ncbi.nlm.nih.gov/30635832/>
119. Caponnetto P, Campagna D, Cibella F, et al. Efficiency and safety of an electronic cigarette (ECLAT) as tobacco cigarettes substitute: A prospective 12-month randomized control design study. *PLOS ONE* [serial online]. 2013 Jun 24 [cited 2021 Dec 7];8(6):e66317. Available from: <https://journals.plos.org/plosone/article?id=10.1371/journal.pone.0066317>
120. Bullen C, Howe C, Laugesen M, et al. Electronic cigarettes for smoking cessation: A randomised controlled trial. *Lancet* [serial online]. 2013 Nov 16 [cited 2021 Dec 7];382(9905):1629-1637. Available from: <https://pubmed.ncbi.nlm.nih.gov/24029165/>
121. Adriaens K, Van Gucht D, Declerck P, Baeyens F. Effectiveness of the electronic cigarette: An eight-week Flemish study with six-month follow-up on smoking reduction, craving and experienced benefits and complaints. *Int J Environ Res Public Health* [serial online]. 2014 Oct 29 [cited 2021 Dec 7];11(11):11220-11248. Available from: <https://pubmed.ncbi.nlm.nih.gov/25358095/>
122. Walker N, Parag V, Verbiest M, Laking G, Laugesen M, Bullen C. Nicotine patches used in combination with e-cigarettes (with and without nicotine) for smoking cessation: A pragmatic, randomised trial. *Lancet Respir Med* [serial online]. 2020 Jan [cited 2021 Dec 7];8(1):54-64. Available from: <https://pubmed.ncbi.nlm.nih.gov/31515173/>
123. Brose LS, Hitchman SC, Brown J, West R, McNeill A. Is the use of electronic cigarettes while smoking associated with smoking cessation attempts, cessation and reduced cigarette consumption? A survey with a 1-year follow-up. *Addiction* [serial online]. 2015 Jul [cited 2021 Dec 7];110(7):1160-1168. Available from: <https://pubmed.ncbi.nlm.nih.gov/25900312/>
124. Al-Delaimy WK, Myers MG, Leas EC, Strong DR, Hofstetter CR. E-cigarette use in the past and quitting behavior in the future: A population-based study. *Am J Public Health* [serial online]. 2015 Jun [cited 2021 Dec 7];105(6):1213-1219. Available from: <https://pubmed.ncbi.nlm.nih.gov/25880947/>
125. Biener L, Hargraves JL. A longitudinal study of electronic cigarette use among a population-based sample of adult smokers: Association with smoking cessation and motivation to quit. *Nicotine Tob Res* [serial online]. 2015 Feb [cited 2021 Dec 7];17(2):127-133. Available from: <https://pubmed.ncbi.nlm.nih.gov/25301815/>
126. Vickerman KA, Carpenter KM, Altman T, Nash CM, Zbikowski SM. Use of electronic cigarettes among state tobacco cessation quitline callers. *Nicotine Tob Res* [serial online]. 2013 Oct [cited 2021 Dec 7];15(10):1787-1791. Available from: <https://pubmed.ncbi.nlm.nih.gov/23658395/>
127. Manzoli L, Flacco ME, Fiore M, et al. Electronic cigarettes efficacy and safety at 12 months: Cohort study. *PLOS ONE* [serial online]. 2015 Jun 10 [cited 2021 Dec 7];10(6):e0129443. Available from: <https://journals.plos.org/plosone/article?id=10.1371/journal.pone.0129443>
128. Borderud SP, Li Y, Burkhalter JE, Sheffer CE, Ostroff JS. Electronic cigarette use among patients with cancer: Characteristics of electronic cigarette users and their smoking cessation outcomes. *Cancer* [serial online]. 2014 Nov 15 [cited 2021 Dec 7];120(22):3527-3535. Available from: <https://pubmed.ncbi.nlm.nih.gov/25252116/>

129. McRobbie H, Bullen C, Hartmann-Boyce J, Hajek P. Electronic cigarettes for smoking cessation and reduction (Review). *Cochrane Database Syst Rev* [serial online]. 2014 [cited 2021 Dec 7];(12):CD010213. Available from: http://airplusr.com/wordpress/wp-content/uploads/2016/10/Cochrane_e_cigarette_2015.pdf
130. Hartmann-Boyce J, McRobbie H, Bullen C, Begh R, Stead LF, Hajek P. Electronic cigarettes for smoking cessation. *Cochrane Database Syst Rev* [serial online]. 2016 Sep 14 [cited 2021 Dec 7];9(9):CD010216. Available from: <https://pubmed.ncbi.nlm.nih.gov/27622384/>
131. Rahman MA, Hann N, Wilson A, Mnatzaganian G, Worrall-Carter L. E-cigarettes and smoking cessation: Evidence from a systematic review and meta-analysis. *PLOS ONE* [serial online]. 2015 Mar 30 [cited 2021 Dec 7];10(3):e0122544. Available from: <https://journals.plos.org/plosone/article?id=10.1371/journal.pone.0122544>
132. Kalkhoran S, Glantz SA. E-cigarettes and smoking cessation in real-world and clinical settings: a systematic review and meta-analysis. *Lancet Respir Med* [serial online]. 2016 Feb [cited 2021 Dec 7];4(2):116-128. Available from: <https://pubmed.ncbi.nlm.nih.gov/26776875/>
133. El Dib R, Suzumura EA, Akl EA, et al. Electronic nicotine delivery systems and/or electronic non-nicotine delivery systems for tobacco smoking cessation or reduction: A systematic review and meta-analysis. *BMJ Open* [serial online]. 2017 Feb 23 [cited 2021 Dec 7];7(2):e012680. Available from: <https://pubmed.ncbi.nlm.nih.gov/28235965/>
134. Hartmann-Boyce J, McRobbie H, Lindson N, et al. Electronic cigarettes for smoking cessation. *Cochrane Database Syst Rev* [serial online]. 2020 Oct 14 [cited 2021 Dec 7];10(10):CD010216. Available from: <https://pubmed.ncbi.nlm.nih.gov/33052602/>
135. Farsalinos KE, Barbouni A. Association between electronic cigarette use and smoking cessation in the European Union in 2017: Analysis of a representative sample of 13 057 Europeans from 28 countries. *Tob Control* [serial online]. 2021 Jan [cited 2021 Dec 7];30(1):71-76. Available from: <https://pubmed.ncbi.nlm.nih.gov/32015151/>
136. Farsalinos K, Siakas G, Poulas K, Voudris V, Merakou K, Barbouni A. E-cigarette use is strongly associated with recent smoking cessation: An analysis of a representative population sample in Greece. *Intern Emerg Med* [serial online]. 2019 Sep [cited 2021 Dec 7];14(6):835-842. Available from: <https://pubmed.ncbi.nlm.nih.gov/30637600/>
137. Frieden TR. Evidence for health decision making - beyond randomized, controlled trials. *New Engl J Med* [serial online]. 2017 Aug 3 [cited 2021 Dec 7];377(5):465-475. Available from: <https://pubmed.ncbi.nlm.nih.gov/28767357/>
138. ASH: Action on Smoking and Health. Use of e-cigarettes (vapes) among adults in Great Britain [Internet]. 2021 Jun [cited 2021 Dec 7]. Available from: <https://ash.org.uk/wp-content/uploads/2021/06/Use-of-e-cigarettes-vapes-among-adults-in-Great-Britain-2021.pdf>
139. Farsalinos KE, Poulas K, Voudris V, Le Houezec J. Prevalence and correlates of current daily use of electronic cigarettes in the European Union: Analysis of the 2014 Eurobarometer survey. *Intern Emerg Med* [serial online]. 2017 Sep [cited 2021 Dec 7];12(6):757-763. Available from: <https://pubmed.ncbi.nlm.nih.gov/28260221/>
140. Brown J, Beard E, Kotz D, Michie S, West R. Real-world effectiveness of e-cigarettes when used to aid smoking cessation: a cross-sectional population study. *Addiction* [serial online]. 2014 Sep 1 [cited 2021 Dec 7];109(9):1531-40. Available from: <https://pubmed.ncbi.nlm.nih.gov/24846453/>
141. Gades MS, Alcheva A, Riegelman AL, Hatsukami DK. The role of nicotine and flavor in the abuse potential and appeal of electronic cigarettes for adult current and former cigarette and electronic cigarette users: A systematic review. *Nicotine Tob Res*. 2022 Aug 6 [cited 2022 Dec 30];24(9):1332-1343. <https://pubmed.ncbi.nlm.nih.gov/35305014/>

142. World Health Organisation. WHO model list of essential medicines - 22nd list, 2021 [Internet]. 2021 [cited 2021 Dec 8]. Available from: <https://www.who.int/publications/i/item/WHO-MHP-HPS-EML-2021.02>
143. Fekom M, El Aarbaoui T, Guignard R, et al. Use of tobacco cessation aids and likelihood of smoking cessation: A French population-based study. *Prev Med Rep* [serial online], 2022 Nov 12 [cited 2022 Dec 30];30:2022. <https://pubmed.ncbi.nlm.nih.gov/36531094/>
144. Fortune Business Insights. Global nicotine replacement therapy market share, by type, 2020 [image on the Internet]. 2021 [cited 2021 Dec 8]. Available from: <https://www.fortunebusinessinsights.com/nicotine-replacement-therapy-nrt-market-103362>
145. Von Mulzer K, Dando S, Gustavsson G, et al. Improved product characteristics of nicotine gums: An unexplored area for higher compliance with nicotine replacement therapy. *MMW Fortschr Med* [serial online]. 2011 Oct 6 [cited 2021 Dec 8];153(Suppl 3):75-82. Available from: <https://pubmed.ncbi.nlm.nih.gov/22184800/>
146. European Tobacco Harm Reduction Association. ETHRA submission for the APPG for vaping inquiry into achieving a smoke-free 2030 [Internet]. 2021 [cited 2021 Dec 8]. Available from: https://ethra.co/images/ETHRA_submission_APPG_Achieving_a_Smoke-Free_2030.pdf
147. Perkins KA, Epstein LH, Sexton JE, Pastor S. Effects of smoking cessation on consumption of alcohol and sweet, high-fat foods. *J Subst Abuse* [serial online]. 1990 [cited 2021 Dec 8];2(3):287-97. <https://pubmed.ncbi.nlm.nih.gov/2136116/>
148. West R, Hajek P, Burrows S. Effect of glucose tablets on craving for cigarettes. *Psychopharmacology (Berl)* [serial online]. 1990 [cited 2021 Dec 8];101(4):555-559. Available from: <https://pubmed.ncbi.nlm.nih.gov/2388978/>
149. Levin ED, Behm F, Rose JE. The use of flavor in cigarette substitutes. *Drug Alcohol Depend* [serial online]. 1990 Oct [cited 2021 Dec 8];26(2):155-60. Available from: [https://doi.org/10.1016/0376-8716\(90\)90122-U](https://doi.org/10.1016/0376-8716(90)90122-U)
150. Cohen LM, Britt DM, Collins FL, Al'Absi M, McChargue DE. Multimodal assessment of the effect of chewing gum on nicotine withdrawal. *Addict Behav* [serial online]. 2001 Mar-Apr [cited 2021 Dec 8];26(2):289-295. Available from: <https://pubmed.ncbi.nlm.nih.gov/11316385/>
151. Cohen LM, Britt DM, Collins FL Jr, Stott HD, Carter LC. Chewing gum affects smoking topography. *Exp Clin Psychopharmacol* [serial online]. 1999 Nov [cited 2021 Dec 8];7(4):444-447. Available from: <https://doi.org/10.1037/1064-1297.7.4.444>
152. Cohen LM, Collins FL, Vanderveen JW, Weaver CC. The effect of chewing gum flavor on the negative affect associated with tobacco abstinence among dependent cigarette smokers. *Addict Behav* [serial online]. 2010 Nov [cited 2021 Dec 8];35(11):955-960. Available from: <https://pubmed.ncbi.nlm.nih.gov/20598808/>
153. Cortez-Garland M, Cohen LM, Vanderveen JW, Cook K. The effect of chewing gum on self-reported nicotine withdrawal: Is it the flavor, the act of chewing, or both? *Addict Behav* [serial online]. 2010 Mar [cited 2021 Dec 8];35(3):224-228. Available from: <https://pubmed.ncbi.nlm.nih.gov/19914004/>
154. Posner H, Romm KF, Henriksen L, Bernat D, Berg CJ. Reactions to sales restrictions on flavored vape products or all vape products among young adults in the United States. *Nicotine Tob Res* [serial online]. 2022 Feb 14 [cited 2022 Dec 30];24(3):333-341. Available from: <https://pubmed.ncbi.nlm.nih.gov/34331447/>
155. Goldenson NI, Buchhalter AR, Augustson EM, Rubinstein ML, Henningfield JE. Abuse liability assessment of the JUUL system in four flavors relative to combustible cigarette,

- nicotine gum and a comparator electronic nicotine delivery system among adult smokers. *Drug Alcohol Depend* [serial online]. 2020 Dec 1 [cited 2021 Dec 8];217:108395. Available from: <https://pubmed.ncbi.nlm.nih.gov/33176942/>
156. Borgerding M, Klus H. Analysis of complex mixtures--cigarette smoke. *Exp Toxicol Pathol* [serial online]. 2005 Jul 22 [cited 2021 Dec 8];57(Suppl 1):43-73. Available from: <https://pubmed.ncbi.nlm.nih.gov/16092717/>
 157. Talhout R, Schulz T, Florek E, Van Benthem J, Wester P, Opperhuizen A. Hazardous compounds in tobacco smoke. *Int J Environ Res Public Health* [serial online]. 2011 [cited 2021 Dec 8];8(2):613-628. Available from: <https://pubmed.ncbi.nlm.nih.gov/21556207/>
 158. Thielen A, Klus H, Müller L. Tobacco smoke: unraveling a controversial subject. *Exp Toxicol Pathol* [serial online]. 2008 Jun 27 [cited 2021 Dec 8];60(2-3):141-156. Available from: <https://pubmed.ncbi.nlm.nih.gov/18485684/>
 159. Chortyk OT, Schlotzhauer WS. Studies on the pyrogenesis of tobacco smoke constituents (a review). *Beitr Tab Int/Contrib Tob* [serial online]. 1973 [cited 2021 Dec 8];7(3):165-178. Available from: <https://sciendo.com/article/10.2478/cttr-2013-0326>
 160. Rodgman A, Perfetti TA. The composition of cigarette smoke: A catalogue of the polycyclic aromatic hydrocarbons. *Beitr Tab Int/Contrib Tob* [serial online]. 2006 [cited 2021 Dec 8];22(1):13-69. Available from: <https://sciendo.com/article/10.2478/cttr-2013-0817>
 161. Hoffmann D, Hoffmann I. The changing cigarette, 1950-1995. *J Toxicol Environ Health* [serial online]. 1997 Mar [cited 2021 Dec 8];50(4):307-364. Available from: <https://pubmed.ncbi.nlm.nih.gov/9120872/>
 162. Andersen RA, Kemp TR. Accumulation of 4-(N-methyl-N-nitrosamino)-1-(3-pyridyl)-1-butanone in alkaloid genotypes of burley tobacco during postharvest processing: comparisons with N'-nitrosornicotine and probable nitrosamine precursors. *Cancer Res* [serial online]. 1985 Nov [cited 2021 Dec 8];45(11 Pt 1):5287-5293. Available from: <https://pubmed.ncbi.nlm.nih.gov/4053005/>
 163. Sophia F, Spiegelhalder B, Preussmann R. Preformed tobacco-specific nitrosamines in tobacco--role of nitrate and influence of tobacco type. *Carcinogenesis* [serial online]. 1989 Aug [cited 2021 Dec 8];10(8):1511-1517. Available from: <https://pubmed.ncbi.nlm.nih.gov/2752525/>
 164. Guerin M. Formation and physicochemical nature of sidestream smoke. *IARC Sci Publ* [serial online]. 1987 Feb [cited 2021 Dec 8];9:11-23. Available from: https://hero.epa.gov/hero/index.cfm/reference/details/reference_id/23942
 165. Rom O, Avezov K, Aizenbud D, Reznick AZ. Cigarette smoking and inflammation revisited. *Respir Physiol Neurobiol* [serial online]. 2013 Jun 1 [cited 2021 Dec 8];187(1):5-10. Available from: <https://pubmed.ncbi.nlm.nih.gov/23376061/>
 166. Bowler RP, Barnes PJ, Crapo JD. The role of oxidative stress in chronic obstructive pulmonary disease. *COPD* [serial online]. 2004 [cited 2021 Dec 8];1(2):255-277. Available from: <https://pubmed.ncbi.nlm.nih.gov/17136992/>
 167. Rahman I, MacNee W. Lung glutathione and oxidative stress: Implications in cigarette smoke-induced airway disease. *Am J Physiol* [serial online]. 1999 Dec [cited 2021 Dec 8];277(6):L1067-1088. Available from: <https://pubmed.ncbi.nlm.nih.gov/10600876/>
 168. Wiencke JK, Thurston SW, Kelsey KT. Early age at smoking initiation and tobacco carcinogen DNA damage in the lung. *J Natl Cancer Inst* [serial online]. 1999 Apr 7 [cited 2021 Dec 8];91(7):614-619. Available from: <https://pubmed.ncbi.nlm.nih.gov/10203280/>

169. Hopkins JM, Evans HJ. Cigarette smoke-induced DNA damage and lung cancer risks. *Nature* [serial online]. 1980 Jan 24 [cited 2021 Dec 8];283(5745):388-390. Available from: <https://pubmed.ncbi.nlm.nih.gov/7352014/>
170. Wurtz J. Mémoire sur les Glycols ou Alcools Diatomiques. *Ann Chim Phys* [Internet]. 1859 [cited 2021 Dec 8];55:400-478. Available from: https://www.researchgate.net/publication/236233531_Charles-Adolphe_Wurtz
171. Lide DR, editor. *CRC handbook of chemistry and physics: A ready-reference book of chemical and physical data*. 88th ed. Boca Raton: CRC; 2007.
172. SCRIBD. The Dow Chemical Company: A guide to glycols [Internet]. 2003 [cited 2021 Dec 9]. Available from: <https://www.scribd.com/document/340683119/A-guide-to-glycol-pdf#>
173. National Institute of Occupational Safety and Health (NIOSH). Health hazard evaluation report no. 90-0355-2449 [Internet]. New York; 1994 Aug [cited 2021 Dec 9]. Available from: <https://www.cdc.gov/niosh/hhe/reports/pdfs/1990-0355-2449.pdf>
174. Food and Drug Administration, HHS. Generally recognised as safe. 21 CFR 184.1666 [Internet]. FDA. 1982 [cited 2021 Dec 9]. Available from: <https://www.govinfo.gov/content/pkg/CFR-2000-title21-vol3/pdf/CFR-2000-title21-vol3-sec184-1666.pdf>
175. Center for the Evaluation of Risks to Human Reproduction. NTP-CERHR monograph on the potential human reproductive and developmental effects of propylene glycol. National Toxicology program: US Department of Health and Human Services [Internet]. 2004 Mar [cited 2021 Dec 9];NIH Pub No. 04-4482. Available from: https://ntp.niehs.nih.gov/ntp/ohat/egpg/propylene/pg_monograph.pdf
176. American Pharmacists Association. *AMA drug evaluations*, 3rd ed. Prepared by the AMA department of drugs in cooperation with the American Society for Clinical Pharmacology and Therapeutics. *J Pharm Sci* [serial online]. 1977 Oct [cited 2021 Dec 9];66(10):1512-1512. Available from: <https://onlinelibrary.wiley.com/doi/full/10.1002/jps.2600661054>
177. Wang T, Noonberg S, Steigerwalt R, et al. Preclinical safety evaluation of inhaled cyclosporine in propylene glycol. *J Aerosol Med* [serial online]. 2007 Dec 25 [cited 2021 Dec 9];20(4):417-428. Available from: <https://pubmed.ncbi.nlm.nih.gov/18158714/>
178. Niven R, Lynch M, Moutvic R, Gibbs S, Briscoe C, Raff H. Safety and toxicology of cyclosporine in propylene glycol after 9-month aerosol exposure to beagle dogs. *J Aerosol Med Pulm Drug Deliv* [serial online]. 2011 Jul 29 [cited 2021 Dec 9];24(4):205-212. Available from: <https://pubmed.ncbi.nlm.nih.gov/21476863/>
179. Joint FAO/WHO Expert Committee on Food Additives. WHO technical report series: Evaluation of certain food additives and contaminants. Fifty-seventh report of the Joint FAO/WHO Expert Committee on Food Additives. Geneva: World Health Organisation; 2002. Available from: http://apps.who.int/iris/bitstream/handle/10665/42578/WHO_TRS_909.pdf;jsessionid=AA1E8E-B834459F8245604DFAA6FDE9EE?sequence=1
180. Branen LA, Davidson PM, Salminen S, Thorngate III JH, editors. *Food additives*. 2nd ed. Revised and expanded New York, Basel: Marcel Dekker; 2002. Available from: http://ariefm.lecture.ub.ac.id/files/2012/10/A._Larry_Branen_P._Michael_Davidson_Seppo_SalmiBookFi.org-FOOD-ADDITIVES.pdf
181. Agency for Toxic Substances and Disease Registry. Toxicological profile for propylene glycol [Internet]. US Department of Health and Human Services. 1997 [cited 2021 Dec 9]. Available from: <https://www.atsdr.cdc.gov/ToxProfiles/tp189.pdf>
182. Christopher MM, Eckfeldt JH, Eaton JW. Propylene glycol ingestion causes D-lactic acidosis. *Lab Invest* [serial online]. 1990 Jan [cited 2021 Dec 9];62:114-118. Available from: <https://pubmed.ncbi.nlm.nih.gov/2296157/>

183. Morshed KM, Nagpaul JP, Majumdar S, Amma MKP. Kinetics of oral propylene glycol-induced acute hyperlactatemia. *Biochem Med Metab Biol* [serial online]. 1989 Oct [cited 2021 Dec 9];42(2):87-94. Available from: <https://pubmed.ncbi.nlm.nih.gov/2789852/>
184. Arbour R, Esparis B. Osmolar gap metabolic acidosis in a 60-year-old man treated for hypoxemic respiratory failure. *Chest* [serial online]. 2000 [cited 2021 Dec 9];118(2):545-546. Available from: <https://pubmed.ncbi.nlm.nih.gov/10936154/>
185. Speth PA, Vree TB, Neilen NF, et al. Propylene glycol pharmacokinetics and effects after intravenous infusion in humans. *Ther Drug Monit* [serial online]. 1987 Sep [cited 2021 Dec 9];9(3):255-258. Available from: <https://pubmed.ncbi.nlm.nih.gov/3672566/>
186. Warshaw EM, Botto NC, Maibach HI, et al. Positive patch-test reactions to propylene glycol: A retrospective cross-sectional analysis from the North American Contact Dermatitis Group, 1996 to 2006. *Dermatitis* [serial online]. 2009 Jan-Feb [cited 2021 Dec 9];20(1):14-20. Available from: <https://pubmed.ncbi.nlm.nih.gov/19321115/>
187. Lolin Y, Francis DA, Flanagan RJ, Little P, Lascelles PT. Cerebral depression due to propylene glycol in a patient with chronic epilepsy--the value of the plasma osmolal gap in diagnosis. *Postgrad Med J* [serial online]. 1988 Aug [cited 2021 Dec 9];64(754):610-613. Available from: <https://pubmed.ncbi.nlm.nih.gov/3249707/>
188. Lim TY, Poole RL, Pageler NM. Propylene glycol toxicity in children. *J Pediatr Pharmacol Ther* [serial online]. 2014 Oct-Dec [cited 2021 Dec 9];19(4):277-282. Available from: <https://pubmed.ncbi.nlm.nih.gov/25762872/>
189. Arulanantham K, Genel M. Central nervous system toxicity associated with ingestion of propylene glycol. *J Pediatr* [serial online]. 1978 Sep [cited 2021 Dec 9];93(3):515-516. Available from: <https://pubmed.ncbi.nlm.nih.gov/690781/>
190. Zosel A, Egelhoff E, Heard K. Severe lactic acidosis after an iatrogenic propylene glycol overdose. *Pharmacotherapy* [serial online]. 2010 Feb [cited 2021 Dec 9];30(2):219. Available from: <https://pubmed.ncbi.nlm.nih.gov/20099997/>
191. Neale BW, Mesler EL, Young M, Rebeck JA, Weise WJ. Propylene glycol-induced lactic acidosis in a patient with normal renal function: A proposed mechanism and monitoring recommendations. *Ann Pharmacother* [serial online]. 2005 Oct [cited 2021 Dec 9];39(10):1732-1736. Available from: <https://pubmed.ncbi.nlm.nih.gov/16159998/>
192. Jorens PG, Demey HE, Schepens PJC, et al. Unusual D-lactic acid acidosis from propylene glycol metabolism in overdose. *J Toxicol Clin Toxicol* [serial online]. 2004 [cited 2021 Dec 9];42(2):163-169. Available from: <https://pubmed.ncbi.nlm.nih.gov/15214621/>
193. Miller MA, Forni A, Yogaratnam D. Propylene glycol-induced lactic acidosis in a patient receiving continuous infusion pentobarbital. *Ann Pharmacother* [serial online]. 2008 Oct [cited 2021 Dec 9];42(10):1502-1506. Available from: <https://pubmed.ncbi.nlm.nih.gov/18698010/>
194. Barbeau AM, Burda J, Siegel M. Perceived efficacy of e-cigarettes versus nicotine replacement therapy among successful e-cigarette users: A qualitative approach. *Addict Sci Clin Pract* [serial online]. 2013 Mar 5 [cited 2021 Dec 9];8(1):5. Available from: <https://pubmed.ncbi.nlm.nih.gov/23497603/>
195. Farsalinos KE, Baeyens F. Harmful effects from one puff of shisha-pen vapor: methodological and interpretational problems in the risk assessment analysis. *Tob Induc Dis* [serial online]. 2016 Jul 7 [cited 2021 Dec 9];14(1):22. Available from: <https://pubmed.ncbi.nlm.nih.gov/27390575/>

196. Etter JF. Throat hit in users of the electronic cigarette: An exploratory study. *Psychol Addict Behav* [serial online]. 2016 Feb [cited 2021 Dec 9];30(1):93-100. Available from: <https://pubmed.ncbi.nlm.nih.gov/26653150/>
197. Li Q, Zhan Y, Wang L, Leischow SJ, Zeng DD. Analysis of symptoms and their potential associations with e-liquids' components: A social media study. *BMC Public Health* [serial online]. 2016 Jul 30 [cited 2021 Dec 9];16:674. Available from: <https://bmcpublichealth.biomedcentral.com/articles/10.1186/s12889-016-3326-0>
198. Robertson OH, Bigg E, Miller BF, Baker Z. Sterilization of air by certain glycols employed as aerosols. *Science* [serial online]. 1941 Feb 28 [cited 2021 Dec 9];93(2409):213-214. Available from: <https://pubmed.ncbi.nlm.nih.gov/17814599/>
199. Henle W, Zellat J. Effect of Propylene glycol aerosol on air-borne virus of influenza A. *Exp Biol Med* [serial online]. 1941 [cited 2021 Dec 9];48(2):544-546. Available from: <https://journals.sagepub.com/doi/10.3181/00379727-48-13383>
200. Robertson OH, Loosli CG, Puck TT, Bigg E, Miller BF. The protection of mice against Infection with air-borne influenza virus by means of propylene glycol vapour. *Science* [serial online]. 1941 Dec 26 [cited 2021 Dec 9];94(2452):612-613. Available from: <https://pubmed.ncbi.nlm.nih.gov/17740060/>
201. Harris T, Stokes JJ. The effect of propylene glycol vapour on the incidence of respiratory infections in a convalescent home for children: Preliminary observations. *Am J Med Sci*. 1942;204:430.
202. Harris T, Stokes JJ. Air-borne cross infection in the case of the common cold: A further clinical study of the use of glycol vapours for air sterilization. *Am J Med Sci*. 1943;204:631.
203. Robertson OH, Bigg E, Puck TT, Miller BF. The bactericidal action of propylene glycol vapor on microorganisms suspended in air. *J Exp Med* [serial online]. 1942 Jun 1 [cited 2021 Dec 9];75(6):593-610. Available from: <https://www.ncbi.nlm.nih.gov/pmc/articles/PMC2135271/>
204. Puck TT, Robertson OH, Lemon HM. The bactericidal action of propylene glycol vapor on microorganisms suspended in air : II. the influence of various factors on the activity of the vapor. *J Exp Med* [serial online]. 1943 Nov 1 [cited 2021 Dec 9];78(5):387-406. Available from: <https://pubmed.ncbi.nlm.nih.gov/19871337/>
205. Puck TT, Wise H, Robertson OH. A device for automatically controlling the concentration of glycol vapors in the air. *J Exp Med* [serial online]. 1944 Nov 1 [cited 2021 Dec 9];80(5):377-381. Available from: <https://pubmed.ncbi.nlm.nih.gov/19871424/>
206. Robertson O, Loosli C, Puck T, Wise H, Lemon H, Lester WJ. Tests for the chronic toxicity of propylene glycol and triethylene glycol on monkeys and rats by vapor inhalation and oral administration. *J Pharmacol Exp Ther* [serial online]. 1947 Sep [cited 2021 Dec 9];91(1):52-76. Available from: <https://pubmed.ncbi.nlm.nih.gov/20265820/>
207. Suber RL, Deskin R, Nikiforov I, Fouillet X, Coggins CR. Subchronic nose-only inhalation study of propylene glycol in Sprague-Dawley rats. *Food Chem Toxicol* [serial online]. 1989 Sep [cited 2021 Dec 9];27(9):573-583. Available from: <https://pubmed.ncbi.nlm.nih.gov/2807102/>
208. Wieslander G, Norbäck D, Lindgren T. Experimental exposure to propylene glycol mist in aviation emergency training: Acute ocular and respiratory effects. *Occup Environ Med* [serial online]. 2001 Oct [cited 2021 Dec 9];58(10):649-655. Available from: <https://www.ncbi.nlm.nih.gov/pmc/articles/PMC1740047/>

209. Pellegrino R, Viegi G, Brusasco V, et al. Interpretative strategies for lung function tests. *Eur Respir J* [serial online]. 2005 Nov 1 [cited 2021 Dec 9];26(5):948-968. Available from: <https://erj.ersjournals.com/content/26/5/948>
210. Lane LB. Freezing points of glycerol and its aqueous solutions. *Ind Eng Chem* [serial online]. 1925 Sep 1 [cited 2021 Dec 9];17(9):924. Available from: <https://pubs.acs.org/doi/abs/10.1021/ie50189a017>
211. The nomenclature of lipids (Recommendations 1976) IUPAC-IUB Commission on Biochemical Nomenclature. *Biochem J* [serial online]. 1978 Apr 1 [cited 2021 Dec 9];171(1):21-35. Available from: <https://pubmed.ncbi.nlm.nih.gov/646817/>
212. Miller Cavitch S. *The soapmaker's companion: A comprehensive guide with recipes, techniques & know-how*. North Adams: Storey Books; 1997.
213. The Soap and Detergent Association. *Glycerine: An overview*. New York: The Soap and Detergent Association; 1990. Available from: http://www.aciscience.org/docs/glycerine_an_overview.pdf
214. Nilles D. A Glycerin Factor. *Biodiesel Magazine* [serial online]. 2005 Aug 1 [cited 2021 Dec 9]. Available from: <http://www.biodieselmagazine.com/articles/377/a-glycerin-factor/>
215. Ciriminna R, Pina C della, Rossi M, Pagliaro M. Understanding the glycerol market. *Eur J Lipid Sci Technol* [serial online]. 2014 June 23 [cited 2021 Dec 9];116(10):1432-1439. Available from: <https://onlinelibrary.wiley.com/doi/full/10.1002/ejlt.201400229>
216. Organisation for Economic Cooperation and Development. Screening information data set for glycerol (CAS no 56-81-5) [Internet]. 2002 [cited 2021 Dec 9]. Available from: <https://hpvchemicals.oecd.org/ui/handler.axd?id=4b0a2d87-3183-40d4-84f5-0e118c647b19>
217. Hedinger. Specification: Glycerol Ph. Eur./USP/JP [Internet]. [cited 2021 Dec 9]. Available from: https://www.hedinger.de/fileadmin/content/03_Geschaefsbereiche/Pharma/014_Glycerol_Ph_Eur_USP_JP_99.7_LA_pg_2021-02-01.pdf
218. Lin EC. Glycerol utilization and its regulation in mammals. *Annu Rev Biochem* [serial online]. 1977 [cited 2021 Dec 9];46:765-795. Available from: <https://pubmed.ncbi.nlm.nih.gov/197882/>
219. Tao RC, Kelley RE, Yoshimura NN, Benjamin F. Glycerol: Its metabolism and use as an intravenous energy source. *JPEN J Parenter Enteral Nutr* [serial online]. 1983 Sep-Oct [cited 2021 Dec 9];7(5):479-488. Available from: <https://pubmed.ncbi.nlm.nih.gov/6358573/>
220. Bortz WM, Paul P, Haff AC, Holmes WL. Glycerol turnover and oxidation in man. *J Clin Invest* [serial online]. 1972 Jun [cited 2021 Dec 9];51(6):1537-1546. Available from: <https://pubmed.ncbi.nlm.nih.gov/5024045/>
221. Raymond G, The Cohen Group. Recommended exposure guidelines for glycol fogging agents: Project No. 6070-1001 [Internet]. 1997 Feb 14 [cited 2021 Dec 9]. Available from: <https://asepo.org/resources/Documents/ESTA-Cohen%20Report%201997.pdf>
222. Hine CH, Anderson HH, Moon HD, Dunlap MK, Morse MS. Comparative toxicity of synthetic and natural glycerin. *AMA Arch Ind Hyg Occup Med* [serial online]. 1953 Apr [cited 2021 Dec 9];7(4):282-291. Available from: <https://pubmed.ncbi.nlm.nih.gov/13039584/>
223. Clark CR, Marshall TC, Merickel BS, Sanchez A, Brownstein DG, Hobbs CH. Toxicological assessment of heat transfer fluids proposed for use in solar energy applications. *Toxicol Appl Pharmacol* [serial online]. 1979 Dec 1 [cited 2021 Dec 9];51(3):529-535. Available from: <https://pubmed.ncbi.nlm.nih.gov/538763/>

224. Meyer JS, Charney JZ, Rivera VM, Mathew NT. Treatment with glycerol of cerebral oedema due to acute cerebral infarction. *Lancet* [serial online]. 1971 Nov 6 [cited 2021 Dec 9];2(7732):993-997. Available from: <https://pubmed.ncbi.nlm.nih.gov/4108107/>
225. MacDonald I. Effects of dietary glycerol on the serum glyceride level of men and women. *Br J Nutr* [serial online]. 1970 Jun [cited 2021 Dec 9];24(2):537-543. Available from: <https://pubmed.ncbi.nlm.nih.gov/5452703/>
226. Renne RA, Wehner AP, Greenspan BJ, et al. 2-Week and 13-week inhalation studies of aerosolized glycerol in rats. *Inhal Toxicol*. 1992 [cited 2021 Dec 9];4(2):95-111. Available from: <https://www.tandfonline.com/doi/abs/10.3109/08958379209145307>
227. Committee on Toxicity of Chemicals in Food Consumer Products and the Environment (COT). Statement on the potential toxicological risks from electronic nicotine (and non-nicotine) delivery systems (E(N)NDS – e-cigarettes) [Internet]. 2021 [cited 2021 Dec 8]. Available from: [https://cot.food.gov.uk/sites/default/files/2020-09/COT%20E\(N\)NDS%20statement%202020-04.pdf](https://cot.food.gov.uk/sites/default/files/2020-09/COT%20E(N)NDS%20statement%202020-04.pdf)
228. National Academies of Sciences, Engineering, and Medicine, Health and Medicine Division, Board on Population Health and Public Health Practice, Committee on the Review of the Health Effects of Electronic Nicotine Delivery Systems, Eaton DI, Kwan LY, Stratton K, editors. Public health consequences of e-cigarettes. Washington, DC: National Academies Press (US); 2018 [cited 2021 Dec 9]. Available from: <https://pubmed.ncbi.nlm.nih.gov/29894118/>
229. Khlystov A, Samburova V. Flavoring compounds dominate toxic aldehyde production during e-cigarette vaping. *Environ Sci Technol* [serial online]. 2016 Dec 6 [cited 2021 Dec 9];50(23):13080-13085. Available from: <https://pubmed.ncbi.nlm.nih.gov/27934275/>
230. Farsalinos KE, Voudris V. Do flavouring compounds contribute to aldehyde emissions in e-cigarettes? *Food Chem Toxicol* [serial online]. 2018 May [cited 2021 Dec 9];115:212-217. Available from: <https://pubmed.ncbi.nlm.nih.gov/29501274/>
231. Farsalinos K. Measuring aldehyde emissions in e-cigarettes and the contribution of flavors: A response to Khlystov and Samburova. *Food Chem Toxicol* [serial online] 2018 Oct [cited 2021 Dec 9];120:726-728. Available from: <https://pubmed.ncbi.nlm.nih.gov/30114446/>
232. Scientific Committee on Health Environmental and Emerging Risks (SCHEER). Opinion on electronic cigarettes [Internet]. 2021 Apr 16 [cited 2021 Dec 9]. Available from: https://health.ec.europa.eu/system/files/2022-08/scheer_o_017.pdf
233. Russell C, McKeganey N, Dickson T, Nides M. Changing patterns of first e-cigarette flavor used and current flavors used by 20,836 adult frequent e-cigarette users in the USA. *Harm Reduct J* [serial online]. 2018 Jun 28 [cited 2021 Dec 9];15(1):33. Available from: <https://pubmed.ncbi.nlm.nih.gov/29954412/>
234. Pesko MF, Courtemanche CJ, Maclean JC. The effects of traditional cigarette and e-cigarette tax rates on adult tobacco product use. *J Risk Uncertain* [serial online]. 2020 Jun [cited 2021 Dec 9];60(3):229-258. Available from: <https://pubmed.ncbi.nlm.nih.gov/33584006/>
235. Coleman BN, Rostron B, Johnson SE, et al. Electronic cigarette use among US adults in the Population Assessment of Tobacco and Health (PATH) Study, 2013-2014. *Tob Control* [serial online]. 2017 Dec [cited 2021 Dec 9];26(e2):e117-e126. Available from: <https://pubmed.ncbi.nlm.nih.gov/28624763/>
236. Kimber, C, Soar K, Corcoran O, Dawkins L. Cigalike versus tank system e-cigarettes: Effects on smoking behaviours at the early stage of a quit attempt. *Society for the Study of Addiction*. [Internet]. 2019 May 10 [cited 2021 Dec 9]. Available from: <https://www.addiction-ssa.org/knowledge-hub/cigalike-versus-tank-system-e-cigarettes-effects-on-smoking-behaviours-at-the-early-stage-of-a-quit-attempt/>

237. Centers for Disease Control and Prevention. Surgeon General's Advisory on e-cigarette use among youth [Internet]. 2018 Dec [cited 2021 Dec 9]. Available from: https://www.cdc.gov/tobacco/basic_information/e-cigarettes/surgeon-general-advisory/index.html
238. U.S. Food & Drug Administration. Results from the 2021 annual national youth tobacco survey [Internet]. 2021 [cited 2021 Dec 9]. Available from: <https://www.fda.gov/tobacco-products/youth-and-tobacco/results-annual-national-youth-tobacco-survey>
239. Tsatsakis A, editor. Toxicological risk assessment and multi-system health impacts from exposure. London: Elsevier; 2021:341.
240. Pepper JK, Ribisl KM, Brewer NT. Adolescents' interest in trying flavoured e-cigarettes. *Tob Control* [serial online]. 2016 Nov [cited 2021 Dec 9];25(Suppl 2):ii62-ii66. Available from: <https://pubmed.ncbi.nlm.nih.gov/27633762/>
241. Balewska A, Raciborski F. "Do-it-yourself" (DIY) e-liquid mixing: Users' motivations and awareness of associated dangers – analysis of social media and online content. *J Health Inequal* [serial online]. 2021 [cited 2021 Dec 9];7(1):32-39. Available from: <https://www.termedia.pl/-Do-it-yourself-DIY-e-liquid-mixing-users-motivations-and-awareness-of-associated-dangers-analysis-of-social-media-and-online-content,100,44771,0,1.html>
242. Hoffman AC, Salgado RV, Dresler C, Faller RW, Bartlett C. Flavour preferences in youth versus adults: A review. *Tob Control* [serial online]. 2016 Nov [cited 2021 Dec 9];25(Suppl 2):ii32-ii39. Available from: <https://pubmed.ncbi.nlm.nih.gov/27633764/>
243. Patten T, De Biasi M. History repeats itself: Role of characterizing flavors on nicotine use and abuse. *Neuropharmacology* [serial online]. 2020 Oct 15 [cited 2021 Dec 9];177:108162. Available from: <https://pubmed.ncbi.nlm.nih.gov/32497589/>
244. Miech R, Patrick ME, O'Malley PM, Johnston LD. E-cigarette use as a predictor of cigarette smoking: Results from a 1-year follow-up of a national sample of 12th grade students. *Tob Control* [serial online]. 2017 Dec [cited 2021 Dec 9];26(e2):e106-e111. Available from: <https://pubmed.ncbi.nlm.nih.gov/28167683/>
245. Kapelewski CH, Vandenbergh DJ, Klein LC. Effect of the monoamine oxidase inhibition on rewarding effects of nicotine in rodents. *Curr Drug Abuse Rev* [serial online]. 2011 Jun [cited 2021 Dec 9];4(2):110-121. Available from: <https://pubmed.ncbi.nlm.nih.gov/21696345/>
246. St Helen G, Shahid M, Chu S, Benowitz NL. Impact of e-liquid flavors on e-cigarette vaping behavior. *Drug Alcohol Depend* [serial online]. 2018 Aug 1 [cited 2021 Dec 9];189:42-48. Available from: <https://pubmed.ncbi.nlm.nih.gov/29879680/>
247. Gonzalez JE, Cooke WH. Acute effects of electronic cigarettes on arterial pressure and peripheral sympathetic activity in young nonsmokers. *Am J Physiol Heart Circ Physiol* [serial online]. 2021 Jan 1 [cited 2021 Dec 9];320(1):H248-H255. Available from: <https://pubmed.ncbi.nlm.nih.gov/33164580/>
248. Addicott MA, Sweitzer MM, McClernon FJ. The effects of nicotine and tobacco use on brain reward function: Interaction with nicotine dependence severity. *Nicotine Tob Res* [serial online]. 2019 [cited 2021 Dec 9];21(6):764-771. Available from: <https://www.ncbi.nlm.nih.gov/pmc/articles/PMC6784410/>
249. DeVito EE, Krishnan-Sarin S. E-cigarettes: Impact of e-liquid components and device characteristics on nicotine exposure. *Curr Neuropharmacol* [serial online]. 2018 [cited 2021 Dec 9];16(4):438-459. Available from: <https://pubmed.ncbi.nlm.nih.gov/29046158/>
250. Henningfield JE, Keenan RM. Nicotine delivery kinetics and abuse liability. *J Consult Clin Psychol* [serial online]. 1993 Oct [cited 2021 Dec 9];61(5):743-750. Available from: <https://pubmed.ncbi.nlm.nih.gov/8245272/>

251. Mayet A, Legleye S, Beck F, Falissard B, Chau N. The gateway hypothesis, common liability to addictions or the route of administration model: A modelling process linking the three theories. *Eur Addict Res* [serial online]. 2016[cited 2021 Dec 9];22(2):107-117. Available from: <https://pubmed.ncbi.nlm.nih.gov/26431216/>
252. Martinelli T, Candel MJJM, De Vries H, et al. Exploring the gateway hypothesis of e-cigarettes and tobacco: A prospective replication study among adolescents in the Netherlands and Flanders. *Tob Control* [serial online]. 2021 Jul 5 [cited 2021 Dec 9];tobacco-control-2021-056528. Available from: <https://pubmed.ncbi.nlm.nih.gov/34226262/>
253. Audrain-McGovern J, Rodriguez D, Pianin S, Alexander E. Initial e-cigarette flavoring and nicotine exposure and e-cigarette uptake among adolescents. *Drug Alcohol Depend* [serial online]. 2019 [cited 2021 Dec 9];202:149-155. Available from: <https://pubmed.ncbi.nlm.nih.gov/31351341/>
254. Bates C. The US vaping flavour ban: Twenty things you should know [Internet]. 2019 Nov 4 [cited 2021 Dec 9]. Available from: <https://clivebates.com/the-us-vaping-flavour-ban-twenty-things-you-should-know/>
255. Clement D, Ossowski Y, Landl M. Why Vape Flavors Matter [Internet]. 2020 [cited 2021 Dec 8]. Available from: <https://web.archive.org/web/20220916105141/https://consumer-choicecenter.org/why-vape-flavors-matter/>
256. Gravely S, Cummings KM, Hammond D, et al. The association of e-cigarette flavors with satisfaction, enjoyment, and trying to quit or stay abstinent from smoking among regular adult vapers from Canada and the United States: Findings from the 2018 ITC Four Country Smoking and Vaping Survey. *Nicotine Tob Res* [serial online]. 2020 Oct 8 [cited 2021 Nov 17];22(10):1831-1841. Available from: <https://academic.oup.com/ntr/article/22/10/1831/5843872>
257. Chen JC. Flavored E-cigarette use and cigarette smoking reduction and cessation-a large national study among young adult smokers. *Subst Use Misuse* [serial online]. 2018 Oct 15 [cited 2021 Dec 9];53(12):2017-2031. Available from: <https://pubmed.ncbi.nlm.nih.gov/29624135/>
258. Rest EC, Brikmanis KN, Mermelstein RJ. Preferred flavors and tobacco use patterns in adult dual users of cigarettes and ENDS. *Addict Behav* [serial online]. 2022 Feb [cited 2021 Dec 9];125:107168. Available from: <https://pubmed.ncbi.nlm.nih.gov/34772504/>
259. Balfour DJK, Benowitz NL, Colby SM, et al. Balancing consideration of the risks and benefits of e-cigarettes. *Am J Public Health* [serial online]. 2021 Sep [cited 2021 Dec 9];111(9):1661-1672. Available from: <https://pubmed.ncbi.nlm.nih.gov/34410826/>
260. Abrams DB, Adriaens K, Bates C, et al. Regulation of e-cigarette flavours – a response to the Netherlands flavour ban [Internet]. Public Submission. 2021 [cited 2021 Dec 9]. Available from: <https://clivebates.com/documents/NLFlavoursResponseJan2021.pdf>
261. Duffy B, Li L, Lu S, et al. Analysis of cannabinoid-containing fluids in illicit vaping cartridges recovered from pulmonary injury patients: Identification of vitamin e acetate as a major diluent. *Toxics* [serial online]. 2020 Jan 24 [cited 2021 Dec 9];8(1):8. Available from: <https://pubmed.ncbi.nlm.nih.gov/31991538/>
262. Mendelsohn CP, Wodak A, Hall W. Nicotine vaping was not the cause of e-cigarette, or vaping, product use-associated lung injury in the United States. *Drug Alcohol Rev* [serial online]. 2022 Aug 23 [cited 2021 Dec 9]. Available from: <https://pubmed.ncbi.nlm.nih.gov/36000177/>

263. Centers for Disease Control and Prevention. Outbreak of lung injury associated with the use of e-cigarette, or vaping, products [Internet]. 2020 Feb 25 [cited 2021 Dec 9]. Available from: https://www.cdc.gov/tobacco/basic_information/e-cigarettes/severe-lung-disease.html
264. Health Canada. Consultation: Proposed vaping products' flavour regulations and order [Internet]. Public Consultation. 2021 [cited 2021 Dec 9]. Available from: <https://www.canada.ca/en/health-canada/programs/consultation-proposed-vaping-product-flavour-regulations-order.html>
265. Abrams DB, Bates C, Niaura RS, Sweanor DT. Proposed vaping products' flavour regulations – a response [Internet]. 2021 [cited 2021 Dec 9]. Available from: <https://clivebates.com/documents/CanadaFlavourBanSept2021.pdf>
266. Farsalinos K, Barbouni A, Niaura R. Changes from 2017 to 2018 in e-cigarette use and in ever marijuana use with e-cigarettes among US adolescents: Analysis of the National Youth Tobacco Survey. *Addiction* [serial online]. 2021 Jan [cited 2021 Dec 9];116(1):139-149. Available from: <https://pubmed.ncbi.nlm.nih.gov/32533631/>
267. Pesko MF, Hughes JM, Faisal FS. The influence of electronic cigarette age purchasing restrictions on adolescent tobacco and marijuana use. *Prev Med* [serial online]. 2016 Jun [cited 2021 Dec 9];87:207-212. Available from: <https://pubmed.ncbi.nlm.nih.gov/26971853/>
268. Friedman AS. How does electronic cigarette access affect adolescent smoking? *J Health Econ* [serial online]. 2015 Dec [cited 2021 Dec 9];44:300-308. Available from: <https://pubmed.ncbi.nlm.nih.gov/26583343/>
269. Ministerie van Volksgezondheid Welzijn en Sport. Regulering smaakjes e-sigaret [Internet]. 2019 [cited 2021 Dec 9]. Available from: <https://www.internetconsultatie.nl/smaakjes>
270. Landl M, World Vapers Alliance. Regulering smaakjes e-sigaret [Internet]. 2021 Jan 19 [cited 2021 Dec 9]. Available from: <https://www.internetconsultatie.nl/smaakjes/reactie/c34474d3-19d5-4286-83d9-e866d191bcff>
271. Montanari L, Property Rights Alliance. Regulering smaakjes e-sigaret [Internet]. 2021 Jan 18 [cited 2021 Dec 9]. Available from: <https://www.internetconsultatie.nl/smaakjes/reactie/7f21c463-9bdb-46b1-a75a-98e8c8ce14a5>
272. Chaplia M, Consumer Choice Centre. Regulering smaakjes e-sigaret [Internet]. 2021 Jan 15 [cited 2021 Dec 9]. Available from: <https://www.internetconsultatie.nl/smaakjes/reactie/18521ca1-0738-4014-bffc-3d709226d3d5>
273. Dahlmann D, Independent European Vape Alliance. Regulering smaakjes e-sigaret [Internet]. 2021 Jan 18 [cited 2021 Dec 9]. Available from: <https://www.internetconsultatie.nl/smaakjes/reactie/54b0cf01-c2e9-4e22-a8c2-10a029e31c61>
274. Response of 24 international experts, Bates C. Regulering smaakjes e-sigaret [Internet]. 2021 Jan 27 [cited 2021 Dec 9]. Available from: <https://www.internetconsultatie.nl/smaakjes/reactie/bf5d0c59-b4bb-41c0-b521-9167659326c3>
275. Snowdon C, EPICENTER. A response to the SCHEER preliminary opinion on electronic cigarettes. 2021 [cited 2021 Dec 9]. Available from: <http://www.epicenternetwork.eu/wp-content/uploads/2020/10/A-response-to-the-SCHEER-preliminary-opinion-on-electronic-cigarettes.pdf>
276. Polosa R, CoEHAR - University of Catania. Regulering smaakjes e-sigaret [Internet]. 2021 Jan 15 [cited 2021 Dec 9]. Available from: <https://www.internetconsultatie.nl/smaakjes/reactie/10a2fe47-b725-48ab-bb2e-8fa28a077b6c>

277. World Vapers' Alliance. Response to the SCHEER Preliminary Opinion on electronic cigarettes [Internet]. Back Vaping Beat Cancer. 2021 [cited 2021 Dec 9]. Available from: <https://worldvaporsalliance.com/wp-content/uploads/2020/10/2020-10-21-WVA-SCHEER-Consultation-Response.pdf>
278. European Tobacco Harm Reduction Advocates. ETHRA Response to SCHEER Report on Electronic Cigarettes [Internet]. 2021 [cited 2021 Dec 9]. Available from: https://ethra.co/images/SCHEER_Flavours.pdf
279. Consumer Choice Centre. Consumer Choice Centre Response to SCHEER Report on Electronic Cigarettes [Internet]. 2021 [cited 2021 Dec 9]. Available from: <https://consumerchoicecenter.org/wp-content/uploads/2020/10/SCHEER-Consultation-Response.pdf>
280. Bates C. European Commission SCHEER scientific opinion on e-cigarettes – a guide for policymakers [Internet]. 2020 Sep 30 [cited 2021 Dec 9]. Available from: <https://clivebates.com/european-commission-scheer-scientific-opinion-on-e-cigarettes-a-guide-for-policymakers/>
281. Health Canada. Consultation: Proposed vaping products' flavour regulations and order [Internet]. 2021 [cited 2021 Dec 9]. Available from: enwood, M. Ban on flavored vaping may have led teens to cigarettes, study suggests [Internet]. Yale News. 2021 [cited 2021 Dec 10]. Available from: <https://news.yale.edu/2021/05/25/ban-flavored-vaping-may-have-led-teens-cigarettes-study-suggests>
282. Friedman (see page 49)
283. Norcia A. Vape bans are creating a thriving illicit market. Filter Mag [serial online]. 2020 Jul 8 [cited 2021 Nov 17]. Available from: <https://filtermag.org/vape-bans-illicit-market/>
284. Nichols S. The black market of vaping. 2020 [Internet]. 2020 Jul 8 [updated 2020 Jul 9; cited 2021 Nov 17]. Available from: <https://www.sbs.com.au/news/the-feed/the-black-market-of-vaping>
285. Gravely S, Smith DM, Liber AC, et al. Responses to potential nicotine vaping product flavor restrictions among regular vapers using non-tobacco flavors: Findings from the 2020 ITC Smoking and Vaping Survey in Canada, England and the United States. Addict Behav [serial online]. 2022 Feb [cited 2021 Dec 9];125:107152. Available from: <https://pubmed.ncbi.nlm.nih.gov/34695685/>
286. Schoenborn CA, Gindi RM. Electronic cigarette use among adults: United States, 2014. NCHS data brief [Internet]. 2015 Oct [cited 2021 Dec 9];217:1-8. Available from: <https://pubmed.ncbi.nlm.nih.gov/26555932/>
287. Delnevo CD, Giovenco DP, Steinberg MB, et al. Patterns of electronic cigarette use among adults in the United States. Nicotine Tob Res [serial online]. 2016 May [cited 2021 Dec 9];18(5):715-719. Available from: <https://pubmed.ncbi.nlm.nih.gov/26525063/>
288. Coleman BN, Rostron B, Johnson SE, et al. Electronic cigarette use among US adults in the Population Assessment of Tobacco and Health (PATH) Study, 2013-2014. Tob Control [serial online]. 2017 Dec [cited 2021 Dec 9];26(e2):e117-e126. Available from: <https://pubmed.ncbi.nlm.nih.gov/28624763/>
289. Kinnunen JM, Ollila H, El-Amin SE-T, Pere LA, Lindfors PL, Rimpelä AH. Awareness and determinants of electronic cigarette use among Finnish adolescents in 2013: A population-based study. Tob Control [serial online]. 2015 Dec [cited 2021 Dec 9];24(e4):e264-70. Available from: <https://pubmed.ncbi.nlm.nih.gov/24827977/>
290. Andler R, Guignard R, Wilquin J-L, Beck F, Richard J-B, Nguyen-Thanh V. Electronic cigarette use in France in 2014. Int J Public Health [serial online]. 2016 Mar [cited 2021 Dec 9];61(2):159-165. Available from: <https://pubmed.ncbi.nlm.nih.gov/26687039/>

291. Shiplo S, Czoli CD, Hammond D. E-cigarette use in Canada: Prevalence and patterns of use in a regulated market. *BMJ Open* [serial online]. 2015 Aug 26 [cited 2021 Dec 9];5(8):e007971. Available from: <https://pubmed.ncbi.nlm.nih.gov/26310400/>
292. Reid JL, Rynard VL, Czoli CD, Hammond D. Who is using e-cigarettes in Canada? Nationally representative data on the prevalence of e-cigarette use among Canadians. *Prev Med* [serial online]. 2015 Dec [cited 2021 Dec 9];81:180-183. Available from: <https://pubmed.ncbi.nlm.nih.gov/26348453/>
293. Li J, Newcombe R, Walton D. The prevalence, correlates and reasons for using electronic cigarettes among New Zealand adults. *Addictive Behav* [serial online]. 2015 Jun [cited 2021 Dec 9];45:245-251. Available from: <https://pubmed.ncbi.nlm.nih.gov/25744712/>
294. Castro-Rodriguez JA, Giubergia V, Fischer GB, et al. Postinfectious bronchiolitis obliterans in children: The South American contribution. *Acta paediatr* [serial online]. 2014 Sep [cited 2021 Dec 9];103(9):913-921. Available from: <https://pubmed.ncbi.nlm.nih.gov/24832610/>
295. Arrazola RA, Singh T, Corey CG, et al. Tobacco use among middle and high school students – United States, 2011-2014. *MMWR Morbidity and mortality weekly report* [Internet]. 2015 Apr 17 [cited 2021 Dec 9];64(14):381-385. Available from: <https://www.cdc.gov/mmwr/preview/mmwrhtml/mm6414a3.htm>
296. Singh T, Arrazola RA, Corey CG, Husten CG, Neff LJ, Homa DM, et al. Tobacco Use Among Middle and High School Students--United States, 2011-2015. *MMWR Morbidity and mortality weekly report* [Internet]. 2016 Apr 15 [cited 2021 Dec 9];65(14):361-367. Available from: <https://www.cdc.gov/mmwr/volumes/65/wr/mm6514a1.htm>
297. Johnston LD, O'Malley PM, Miech RA, Bachman JG, Schulenberg JE. Monitoring the future national survey results on drug use, 1975-2014: Overview, key findings on adolescent drug use. Ann Arbor: Institute for Social Research, University of Michigan, 2015. Available from: <https://deepblue.lib.umich.edu/handle/2027.42/137913>
298. Johnston LD, O'Malley PM, Miech RA, Bachman JG, Schulenberg JE. Monitoring the future national survey results on drug use, 1975-2015: Overview, key findings on adolescent drug use. Ann Arbor: Institute for Social Research, University of Michigan, 2016. Available from: <https://eric.ed.gov/?id=ED578539>
299. Villanti AC, Pearson JL, Glasser AM, et al. Frequency of youth e-cigarette and tobacco use patterns in the United States: Measurement precision is critical to inform public health. *Nicotine Tob Res* [serial online]. 2017 Nov 1 [cited 2021 Dec 9];19(11):1345-1350. Available from: <https://pubmed.ncbi.nlm.nih.gov/28013271/>
300. Warner KE. Frequency of e-cigarette use and cigarette smoking by American students in 2014. *Am J Prev Med* [serial online]. 2016 [cited 2021 Dec 9];51(2):179-184. Available from: <https://pubmed.ncbi.nlm.nih.gov/26821834/>
301. Farsalinos K, Tomaselli V, Polosa R. Frequency of use and smoking status of U.S. adolescent e-cigarette users in 2015. *Am J Prev Med* [serial online]. 2018 Jun [cited 2021 Dec 9];54(6):814-820. Available from: <https://pubmed.ncbi.nlm.nih.gov/29631871/>
302. Evans-Polce RJ, Veliz PT, Boyd CJ, McCabe SE. E-cigarette and cigarette use among U.S. adolescents: Longitudinal associations with marijuana use and perceptions. *Am J Prev Med* [serial online]. 2020 Jun [cited 2021 Dec 9];58(6):854-857. Available from: <https://pubmed.ncbi.nlm.nih.gov/32201183/>
303. Eastwood B, Dockrell MJ, Arnott D, et al. Electronic cigarette use in young people in Great Britain 2013-2014. *Public Health* [serial online]. 2015 Sep [cited 2021 Dec 9];129(9):1150-1156. Available from: <https://pubmed.ncbi.nlm.nih.gov/26293814/>

304. Bauld L, MacKintosh AM, Eastwood B, et al. Young people's use of e-cigarettes across the United Kingdom: Findings from five surveys 2015-2017. *Int J Environ Res Public Health* [serial online]. 2017 Aug 29 [cited 2021 Dec 9];14(9):973. Available from: <https://pubmed.ncbi.nlm.nih.gov/28850065/>
305. Leventhal AM, Strong DR, Kirkpatrick MG, et al. Association of electronic cigarette use with initiation of combustible tobacco product smoking in early adolescence. *JAMA* [serial online]. 2015 Aug 18 [cited 2021 Dec 9];314(7):700-707. Available from: <https://pubmed.ncbi.nlm.nih.gov/26284721/>
306. Primack BA, Soneji S, Stoolmiller M, Fine MJ, Sargent JD. Progression to traditional cigarette smoking after electronic cigarette use among US adolescents and young adults. *JAMA Pediatr* [serial online]. 2015 Nov [cited 2021 Dec 9];169(11):1018-1023. Available from: <https://pubmed.ncbi.nlm.nih.gov/26348249/>
307. Wills TA, Knight R, Sargent JD, Gibbons FX, Pagano I, Williams RJ. Longitudinal study of e-cigarette use and onset of cigarette smoking among high school students in Hawaii. *Tob Control* [serial online]. 2017 Jan [cited 2021 Dec 9];26(1):34-39. Available from: <https://pubmed.ncbi.nlm.nih.gov/26811353/>
308. Barrington-Trimis JL, Berhane K, Unger JB, et al. The e-cigarette social environment, e-cigarette use, and susceptibility to cigarette smoking. *J Adolesc Health* [serial online]. 2016 Jul [cited 2021 Dec 9];59(1):75-80. Available from: <https://pubmed.ncbi.nlm.nih.gov/27161417/>
309. Unger JB, Soto DW, Leventhal A. E-cigarette use and subsequent cigarette and marijuana use among Hispanic young adults. *Drug Alcohol Depend* [serial online]. 2016 Jun 1 [cited 2021 Dec 9];163:261-264. Available from: <https://pubmed.ncbi.nlm.nih.gov/27141841/>
310. Soneji S, Barrington-Trimis JL, Wills TA, et al. Association between initial use of e-cigarettes and subsequent cigarette smoking among adolescents and young adults: A systematic review and meta-analysis. *JAMA Pediatr* [serial online]. 2017 Aug 1 [cited 2021 Dec 9];171(8):788-797. Available from: <https://pubmed.ncbi.nlm.nih.gov/28654986/>
311. Niaura RS, Glynn TJ, Abrams DB. Youth experimentation with e-cigarettes: Another interpretation of the data. *JAMA* [serial online]. 2014 Aug 13 [cited 2021 Dec 9];312(6):641-642. Available from: <https://pubmed.ncbi.nlm.nih.gov/25117133/>
312. Vanyukov MM, Tarter RE, Kirillova GP, et al. Common liability to addiction and "gateway hypothesis": Theoretical, empirical and evolutionary perspective. *Drug Alcohol Depend* [serial online]. 2012 Jun [cited 2021 Dec 9];123(Suppl 1):S3-S17. Available from: <https://www.ncbi.nlm.nih.gov/pmc/articles/PMC3600369/>
313. Van Leeuwen AP, Verhulst FC, Reijneveld SA, Vollebergh WAM, Ormel J, Huizink AC. Can the gateway hypothesis, the common liability model and/or, the route of administration model predict initiation of cannabis use during adolescence? A survival analysis--the TRAILS study. *J Adolesc Health* [serial online]. 2011 Jan [cited 2021 Dec 9];48(1):73-78. Available from: <https://pure.rug.nl/ws/files/6756561/PrincevanLeeuwen2011JAdolescHealth.pdf>
314. Centers for Disease Control and Prevention. Youth and tobacco use [Internet]. 2020 [cited 2021 Dec 9]. Available from: https://www.cdc.gov/tobacco/data_statistics/fact_sheets/youth_data/tobacco_use/index.htm
315. Department of Health and Human Services, Centers for Disease Control and Prevention, National Institute Occupational Safety and Health. Occupational exposure to diacetyl and 2,3-pentanedione [Internet]. 2011 Aug 12 [cited 2021 Dec 7]. Available from: <https://www.cdc.gov/niosh/docket/archive/pdfs/NIOSH-245/DraftDiacetylCriteriaDocument081211.pdf>

316. Diaz A, Ventura F, Galceran MT. Identification of 2,3-butanedione (diacetyl) as the compound causing odor events at trace levels in the Llobregat River and Barcelona's treated water (Spain). *J Chromatogr [serial online]*. 2004 Apr 23 [cited 2021 Dec 9];1034(1-2):175-182. Available from: <https://pubmed.ncbi.nlm.nih.gov/15116928/>
317. Blank I, Sen A, Grosch W. Potent odorants of the roasted powder and brew of Arabica coffee. *Zeitschrift fur Lebensmittel-Untersuchung undForschung*. 1992 Sep[cited 2021 Dec 9];195(3):239-245. Available from: http://www.imreblank.ch/ZLUF_1992%20_195_239.pdf
318. Mathews JM, Watson SL, Snyder RW, Burgess JP, Morgan DL. Reaction of the butter flavorant diacetyl (2,3-butanedione) with N-a-acetylarginine: A model for epitope formation with pulmonary proteins in the etiology of obliterative bronchiolitis. *J Agri Food Chem [serial online]*. 2010 Dec 22 [cited 2021 Dec 9];58(24):12761-12768. Available from: <https://pubmed.ncbi.nlm.nih.gov/21077678/>
319. National Toxicology Program. Chemical information review document for artificial butter flavoring and constituents diacetyl [CAS No. 431-03-8] and acetoin [CAS No. 513-86-0]. Supporting Nomination for Toxicological Evaluation [Internet]. 2007 Jan [cited 2021 Dec 9]. Available from: https://ntp.niehs.nih.gov/ntp/htdocs/chem_background/exsumpdf/artificial_butter_flavoring_508be.pdf
320. Nakagawa J, Ishikura S, Asami J, et al. Molecular characterization of mammalian di-carbonyl/L-xylulose reductase and its localization in kidney. *J Biol Chem [serial online]*. 2002 May 17 [cited 2021 Dec 9];277(20):17883-17891. Available from: <https://pubmed.ncbi.nlm.nih.gov/11882650/>
321. Otsuka M, Mine T, Ohuchi K, Ohmori S. A detoxication route for acetaldehyde: Metabolism of diacetyl, acetoin, and 2,3-butanediol in liver homogenate and perfused liver of rats. *J Biochem [serial online]*. 1996 Feb [cited 2021 Dec 9];119(2):246-251. Available from: <https://pubmed.ncbi.nlm.nih.gov/8882713/>
322. Sawada H, Hara A, Nakayama T, Seiriki K. Kinetic and structural properties of diacetyl reductase from hamster liver. *J Biochem [serial online]*. 1985 Nov [cited 2021 Dec 9];98(5):1349-1357. Available from: <https://pubmed.ncbi.nlm.nih.gov/3910648/>
323. Morris JB, Hubbs AF. Inhalation dosimetry of diacetyl and butyric acid, two components of butter flavoring vapors. *Toxicol Sci [serial online]*. 2009 Mar [cited 2021 Dec 9];108(1):173-183. Available from: <https://pubmed.ncbi.nlm.nih.gov/18940962/>
324. Gloede E, Cichocki JA, Baldino JB, Morris JB. A validated hybrid computational fluid dynamics-physiologically based pharmacokinetic model for respiratory tract vapor absorption in the human and rat and its application to inhalation dosimetry of diacetyl. *Toxicol Sci [serial online]*. 2011 Sep [cited 2021 Dec 9];123(1):231-246. Available from: <https://pubmed.ncbi.nlm.nih.gov/21705714/>
325. Endo S, Matsunaga T, Horie K, et al. Enzymatic characteristics of an aldo-keto reductase family protein (AKR1C15) and its localization in rat tissues. *Arch Biochem Biophys [serial online]*. 2007 Sep 1 [cited 2021 Dec 9];465(1):136-147. Available from: <https://pubmed.ncbi.nlm.nih.gov/17574202/>
326. Weigt SS, DerHovanesian A, Wallace WD, Lynch JP, Belperio JA. Bronchiolitis obliterans syndrome: The Achilles' heel of lung transplantation. *Semin Respir Crit Care Med [serial online]*. 2013 Jun [cited 2021 Dec 9];34(3):336-351. Available from: <https://pubmed.ncbi.nlm.nih.gov/23821508/>
327. Schlesinger C, Meyer CA, Veeraraghavan S, Koss MN. Constrictive (obliterative) bronchiolitis: Diagnosis, etiology, and a critical review of the literature. *Ann Diagn Path [serial online]*. 1998 Oct [cited 2021 Dec 9];2(5):321-334. Available from: <https://pubmed.ncbi.nlm.nih.gov/9845757/>

328. Estenne M, Maurer JR, Boehler A, et al. Bronchiolitis obliterans syndrome 2001: An update of the diagnostic criteria. *J Heart Lung Transplant* [serial online]. 2002 Mar [cited 2021 Dec 9];21(3):297-310. Available from: <https://pubmed.ncbi.nlm.nih.gov/11897517/>
329. Kreiss K, Gomaa A, Kullman G, Fedan K, Simoes EJ, Enright PL. Clinical bronchiolitis obliterans in workers at a microwave-popcorn plant. *N Engl J Med* [serial online]. 2002 Aug 1 [cited 2021 Dec 9];347(5):330-338. Available from: <https://pubmed.ncbi.nlm.nih.gov/12151470/>
330. Yu J. Postinfectious bronchiolitis obliterans in children: Lessons from bronchiolitis obliterans after lung transplantation and hematopoietic stem cell transplantation. *Korean J Pediatr*. 2015 Dec [cited 2021 Dec 9];58(12):459-465. Available from: <https://www.ncbi.nlm.nih.gov/pmc/articles/PMC4705325/>
331. Saber H, Saburi A, Ghanei M. Clinical and paraclinical guidelines for management of sulfur mustard induced bronchiolitis obliterans; from bench to bedside. *Inhal Toxicol*. 2012 Nov [cited 2021 Dec 9];24(13):900-906. Available from: <https://pubmed.ncbi.nlm.nih.gov/23121299/>
332. National Institute of Occupational Safety and Health (NIOSH). Health hazard evaluation report: HETA 85-171-1710 [Internet]. 1985 [cited 2021 Dec 9]. Available from: <https://www.cdc.gov/niosh/hhe/reports/pdfs/1985-0171-1710.pdf>
333. Centers for Disease Control and Prevention (CDC). Fixed obstructive lung disease in workers at a microwave popcorn factory--Missouri, 2000-2002. *MMWR Morbidity and mortality weekly report*. [Internet] 2002 Apr 26 [cited 2021 Dec 9];51(16):345-347. Available from: <https://www.cdc.gov/mmwr/preview/mmwrhtml/mm5116a2.htm>
334. Ezrailson EG. Bronchiolitis in popcorn-factory workers. *N Engl J Med* [serial online]. 2002 Dec 12 [cited 2021 Dec 9];347(24):1980-1982; author reply 1980-2; discussion 1980-2. Available from: <https://pubmed.ncbi.nlm.nih.gov/12477954/>
335. Akpınar-Elci M, Travis WD, Lynch DA, Kreiss K. Bronchiolitis obliterans syndrome in popcorn production plant workers. *Eur Respir J* [serial online]. 2004 Aug [cited 2021 Dec 9];24(2):298-302. Available from: <https://pubmed.ncbi.nlm.nih.gov/15332401/>
336. Kanwal R. Bronchiolitis obliterans in workers exposed to flavoring chemicals. *Curr Opin Pulm Med* [serial online]. 2008 Mar [cited 2021 Dec 9];14(2):141-146. Available from: <https://pubmed.ncbi.nlm.nih.gov/18303424/>
337. Kanwal R, Kullman G, Piacitelli C, et al. Evaluation of flavorings-related lung disease risk at six microwave popcorn plants. *J Occup Environ Med*. 2006 Feb [cited 2021 Dec 9];48(2):149-157. Available from: <https://pubmed.ncbi.nlm.nih.gov/16474263/>
338. Kanwal R, Kullman G, Fedan KB, Kreiss K. Occupational lung disease risk and exposure to butter-flavoring chemicals after implementation of controls at a microwave popcorn plant. *Public Health Rep* [serial online]. 2011 Jul-Aug [cited 2021 Dec 9];126(4):480-494. Available from: <https://pubmed.ncbi.nlm.nih.gov/21800743/>
339. Van Rooy FG, Smit LAM, Houba R, Zaat VAC, Rooyackers JM, Heederik DJJ. A cross-sectional study of lung function and respiratory symptoms among chemical workers producing diacetyl for food flavourings. *Occup Environ Med* [serial online]. 2009 Feb [cited 2021 Dec 9];66(2):105-110. Available from: <https://pubmed.ncbi.nlm.nih.gov/18805877/>
340. Halldin CN, Suarathana E, Fedan KB, Lo Y-C, Turabelidze G, Kreiss K. Increased respiratory disease mortality at a microwave popcorn production facility with worker risk of bronchiolitis obliterans. *PLoS One* [serial online]. 2013 [cited 2021 Dec 9];8(2):e57935. Available from: <https://pubmed.ncbi.nlm.nih.gov/23469109/>

341. Hubbs AF, Battelli LA, Goldsmith WT, et al. Necrosis of nasal and airway epithelium in rats inhaling vapors of artificial butter flavoring. *Toxicol Appl Pharmacol* [serial online]. 2002 Dec 1 [cited 2021 Dec 9];185(2):128-135. Available from: <https://pubmed.ncbi.nlm.nih.gov/12490137/>
342. Morgan DL, Flake GP, Kirby PJ, Palmer SM. Respiratory toxicity of diacetyl in C57BL/6 mice. *Toxicol Sci* [serial online]. 2008 May [cited 2021 Dec 9];103(1):169-180. Available from: <https://pubmed.ncbi.nlm.nih.gov/18227102/>
343. Palmer SM, Flake GP, Kelly FL, et al. Severe airway epithelial injury, aberrant repair and bronchiolitis obliterans develops after diacetyl instillation in rats. *PloS One* [serial online]. 2011 Mar 25 [cited 2021 Dec 9];6(3):e17644. Available from: <https://pubmed.ncbi.nlm.nih.gov/21464978/>
344. Day G, LeBouf R, Grote A, et al. Identification and measurement of diacetyl substitutes in dry bakery mix production. *J Occup Environ Hyg* [serial online]. 2011 Feb [cited 2021 Dec 9];8(2):93-103. Available from: <https://pubmed.ncbi.nlm.nih.gov/21253982/>
345. Zaccone EJ, Thompson JA, Ponnoth DS, et al. Popcorn flavoring effects on reactivity of rat airways in vivo and in vitro. *J Toxicol Environ Health A* [serial online]. 2013 [cited 2021 Dec 9];76(11):669-689. Available from: <https://www.ncbi.nlm.nih.gov/pmc/articles/PMC4499850/>
346. Morgan DL, Jokinen MP, Price HC, Gwinn WM, Palmer SM, Flake GP. Bronchial and bronchiolar fibrosis in rats exposed to 2,3-pentanedione vapors: Implications for bronchiolitis obliterans in humans. *Toxicol Pathol* [serial online]. 2012 Apr [cited 2021 Dec 9];40(3):448-465. Available from: <https://pubmed.ncbi.nlm.nih.gov/22215510/>
347. Morgan DL, Jokinen MP, Johnson CL, et al. Chemical reactivity and respiratory toxicity of the α -diketone flavoring agents: 2,3-butanedione, 2,3-pentanedione, and 2,3-hexanedione. *Toxicol Pathol* [serial online]. 2016 Jul [cited 2021 Dec 9];44(5):763-783. Available from: <https://www.ncbi.nlm.nih.gov/pmc/articles/PMC5286456/>
348. Hubbs AF, Cumpston AM, Goldsmith WT, et al. Respiratory and olfactory cytotoxicity of inhaled 2,3-pentanedione in Sprague-Dawley rats. *Am J Pathol* [serial online]. 2012 Sep [cited 2021 Dec 9];181(3):829-844. Available from: <https://pubmed.ncbi.nlm.nih.gov/22894831/>
349. European Commission. Recommendation from the Scientific Committee on Occupational Exposure Limits for Diacetyl SCOEL/SUM/149 [Internet]. 2014 Jun [cited 2021 Dec 9]. Available from: <http://ec.europa.eu/social/BlobServlet?docId=6511>
350. Gaffney SH, Abelmann A, Pierce JS, et al. Naturally occurring diacetyl and 2,3-pentanedione concentrations associated with roasting and grinding unflavored coffee beans in a commercial setting. *Toxicol Rep* [serial online]. 2015 Aug 14 [cited 2021 Dec 9];2:1171-1181. Available from: <https://pubmed.ncbi.nlm.nih.gov/28962459/>
351. Fujioka K, Shibamoto T. Determination of toxic carbonyl compounds in cigarette smoke. *Environ Toxicol* [serial online]. 2006 Feb [cited 2021 Dec 9];21(1):47-54. Available from: <https://pubmed.ncbi.nlm.nih.gov/16463255/>
352. Moree-Testa P, Saint-Jalm Y. Determination of α -dicarbonyl compounds in cigarette smoke. *J Chromatogr* [serial online]. 1981 [cited 2021 Dec 9];217:197-208. Available from: <https://www.sciencedirect.com/science/article/abs/pii/S0021967300880747>
353. Pierce JS, Abelmann A, Spicer LJ, Adams RE, Finley BL. Diacetyl and 2,3-pentanedione exposures associated with cigarette smoking: Implications for risk assessment of food and flavoring workers. *Crit Rev Toxicol* [serial online]. 2014 May [cited 2021 Dec 9];44(5):420-435. Available from: <https://pubmed.ncbi.nlm.nih.gov/24635357/>

354. Farsalinos KE, Kistler KA, Gillman G, Voudris V. Evaluation of electronic cigarette liquids and aerosol for the presence of selected inhalation toxins. *Nicotine Tob Res* [serial online]. 2015 Feb [cited 2021 Dec 9];17(2):168-174. Available from: <https://pubmed.ncbi.nlm.nih.gov/25180080/>
355. Allen JG, Flanigan SS, LeBlanc M, et al. Flavoring chemicals in e-cigarettes: Diacetyl, 2,3-pentanedione, and acetoin in a sample of 51 products, including fruit-, candy-, and cocktail-flavored e-cigarettes. *Environ Health Perspect* [serial online]. 2016 Jun [cited 2021 Dec 9];124(6):733-739. Available from: <https://pubmed.ncbi.nlm.nih.gov/26642857/>
356. Raheerison C, Girodet P-O. Epidemiology of COPD. *Eur Respir Rev* [serial online]. 2009 Dec [cited 2021 Dec 9];18(114):213-221. Available from: <https://pubmed.ncbi.nlm.nih.gov/20956146/>
357. Niewoehner DE, Kleinerman J, Rice DB. Pathologic changes in the peripheral airways of young cigarette smokers. *N Engl J Med* [serial online]. 1974 Oct 10 [cited 2021 Dec 9];291(15):755-758. Available from: <https://pubmed.ncbi.nlm.nih.gov/4414996/>
358. National Institute for Health and Care Excellence (NICE). NICE Guideline 92: Stop smoking interventions and services [Internet]. 2018 Mar 28 [cited 2021 Dec 9]. Available from: <https://www.nice.org.uk/guidance/ng92>
359. UK Parliament. UK Parliament Science and Technology Committee: E-cigarettes enquiry [Internet]. 2018 [cited 2021 Dec 9]. Available from: <https://publications.parliament.uk/pa/cm201719/cmselect/cmsctech/505/50502.htm>
360. Russell C, Haseen F, McKeganey N. Factors associated with past 30-day abstinence from cigarette smoking in adult established smokers who used a JUUL vaporizer for 6 months. *Harm Reduct J*. 2019 Nov 7;16(1):59. Available from: <https://harmreductionjournal.biomedcentral.com/articles/10.1186/s12954-019-0331-5>
361. Mok Y, Jeon J, Levy DT, Meza R. Associations Between E-cigarette Use and E-cigarette Flavors With Cigarette Smoking Quit Attempts and Quit Success: Evidence From a U.S. Large, Nationally Representative 2018-2019 Survey. *Nicotine Tob Res*. 2023 Feb 9;25(3):541-552. Available from: <https://academic.oup.com/ntr/article/25/3/541/6761959>

